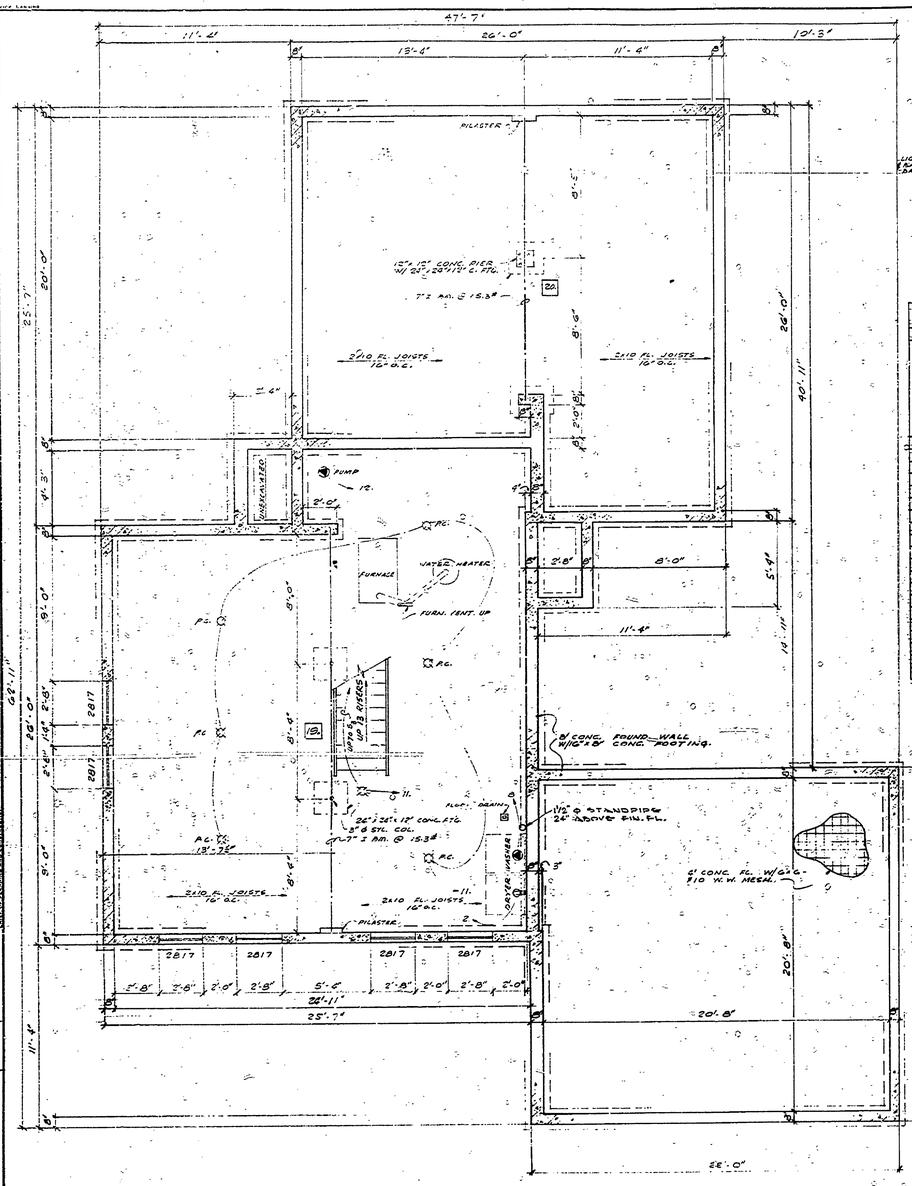

FOUNDATION PLAN
SCALE: ¼"=1'-0"

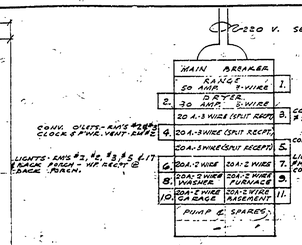

ELECTRIC SERVICE PANEL

ROOM FINISH SCHEDULE

NUMBER	ROOM	FLOOR: HARDWOOD	FLOOR: LINOLEUM	FLOOR: CONCRETE	FLOOR: WOOD	FLOOR: VINYL	BASE: EXPO. BLOCK	WALL: DRYWALL	WALL: CONC. BLOCK	CEIL.: DRYWALL	CEIL.: EXPO. JOISTS	TRIM: WD. (SEE BOOK)	TRIM: PNTD. OFF	REMARKS
1.	LIVING RM.													
2.	KITCHEN													*W/PLAST. LAST.
3.	DINING RM.													
4.	CHINA CAB.													SEE DET.-SHT. 6
5.	ENTRY													
6.	ENT. CLOS.													
7.	BATH. RM.													*C. TILE AT TUB
8.	LINEN. CLOS.													SEE DET.-SHT. 6
9.	HALL													
10.	BROOM CLOS.													W/WD. SHELVES
11.	BEDROOM													
12.	B.R. CLOS.													
13.	B.R. CLOS.													
14.	BEDROOM													
15.	B.R. CLOS.													SHELVES-EA. 8.140
16.	BED ROOM													
17.	GARAGE													
18.	STAT. STAIR													
19.	BASEMENT													
20.	CRAWL SPACE													

DOOR SCHEDULE

NUMBER	DESIGNATION	TYPE	THICKNESS	SIZE: WIDTH	SIZE: HEIGHT	REMARKS
1	A	1⅜"			6'8"	
2	A	1⅜"	3'0"	6'8"		
3	C	1⅜"	2'8"	6'8"		
4	B	1⅜"	2'8"	6'8"		
5	B	1⅜"	2'6"	6'8"		
6	B	1⅜"	2'0"	6'8"		
7	B	1⅜"	2'8"	6'8"		
8	B	1⅜"	2'0"	6'8"		
9	B	1⅜"	2'8"	6'8"		
10	B	1⅜"	1'6"	6'8"		
11	D	1⅜"	1'5½"	6'8"		BI-FOLD - 4 REQ'D. 6'3" NOM. OPG.
12	D	1⅜"	1'3½"	6'8"		BI-FOLD - 4 REQ'D. 5'3" NOM. OPG.
13	D	1⅜"	1'3½"	6'8"		BI-FOLD - 4 REQ'D. 5'3" NOM. OPG.
14	D	1⅜"	1'1½"	6'8"		BI-FOLD - 4 REQ'D. 4'3" NOM. OPG.
15	*	⅜"				* PAIR FWD. DRS.
16	*	⅜"				* PAIR FWD. DRS.
17	E	1⅜"	9'0"	7'0"		
18	E	1⅜"	9'0"	7'0"		
19	A	1⅜"	2'8"	6'8"		W/20" x 26" "LITE"
20	A	1⅜"	2'6"	6'8"		W/20" x 26" "LITE"
21	A	1⅜"	2'4"	6'8"		

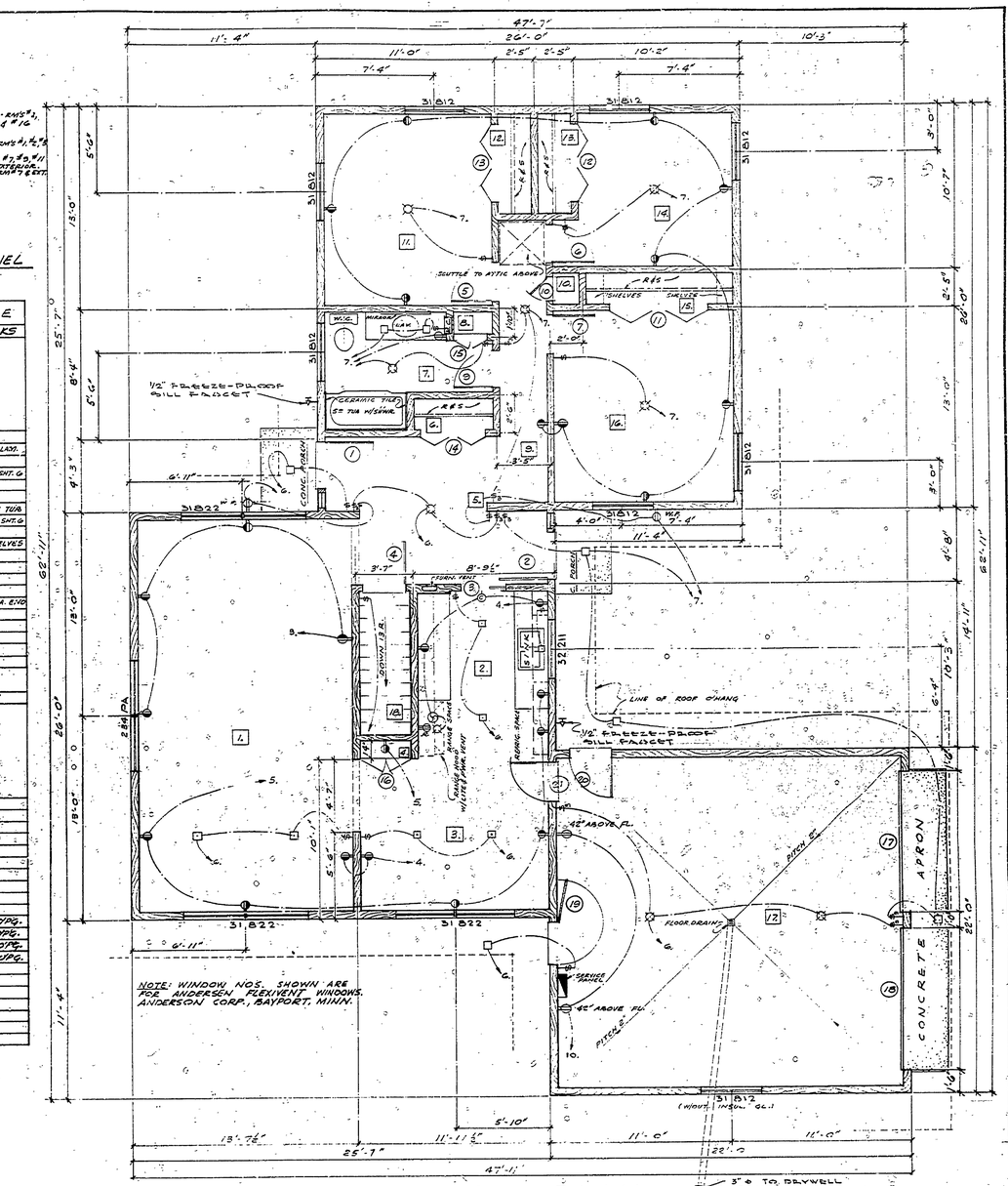

NOTE: WINDOW NOS. SHOWN ARE FOR ANDERSEN FLEXIVENT WINDOWS. ANDERSON CORP., BAYPORT, MINN.

FLOOR PLAN
SCALE: ¼"=1'-0"

3" ⌀ TO DRYWELL (DRYWELL BY OTHERS)

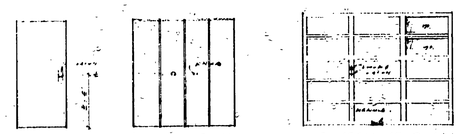

DOOR TYPES

ELECTRICAL SYMBOLS

CEILING FIXTURE
CEILING FIXTURE (RECESSED)
CONVENIENCE OUTLET
CONV. OUTLET (EXIT WISER)
CONV. OUTLET (WEATHERPROOF)
RANGE OUTLET
WASHER OUTLET
DRYER OUTLET
FURNACE OUTLET
OUTLET
BASEBOARD PANEL
ELECT. SERVICE PANEL
PUMP OUTLET
SWITCH
SWITCH & DIMMER
SWITCH & PILOT LIGHT
PUSHBUTTON
PUMP

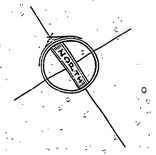

DESIGNED BY	
DRAWN BY	
CHECKED BY	

REVIEWED: ARCHITECTURAL — ENGINEERING — LANDSCAPE

APPROVED: CHIEF OF DIVISION — STATE CONSERVATIONIST — CHIEF OF PLANNING AND ARCHITECTURE

NO.	DATE	BY	REVISIONS
1	JAN. 69	HGP	REVISE FLR. PLAN & ADD FLR. & ROOF PLAN & VIEW
2	NOV. 71	MA	ADDED WALL FAUCETS, ATTACHED GARAGE & DRAIN LINE IN GARAGE
3			
4			
5			
6			

MICHIGAN
DEPARTMENT OF CONSERVATION
PARKS AND RECREATION DIVISION

NORTH HIGGINS LAKE S.P.
MANAGER'S RESIDENCE

SHEET NO. 2 OF 3

PLAN NO. A-107