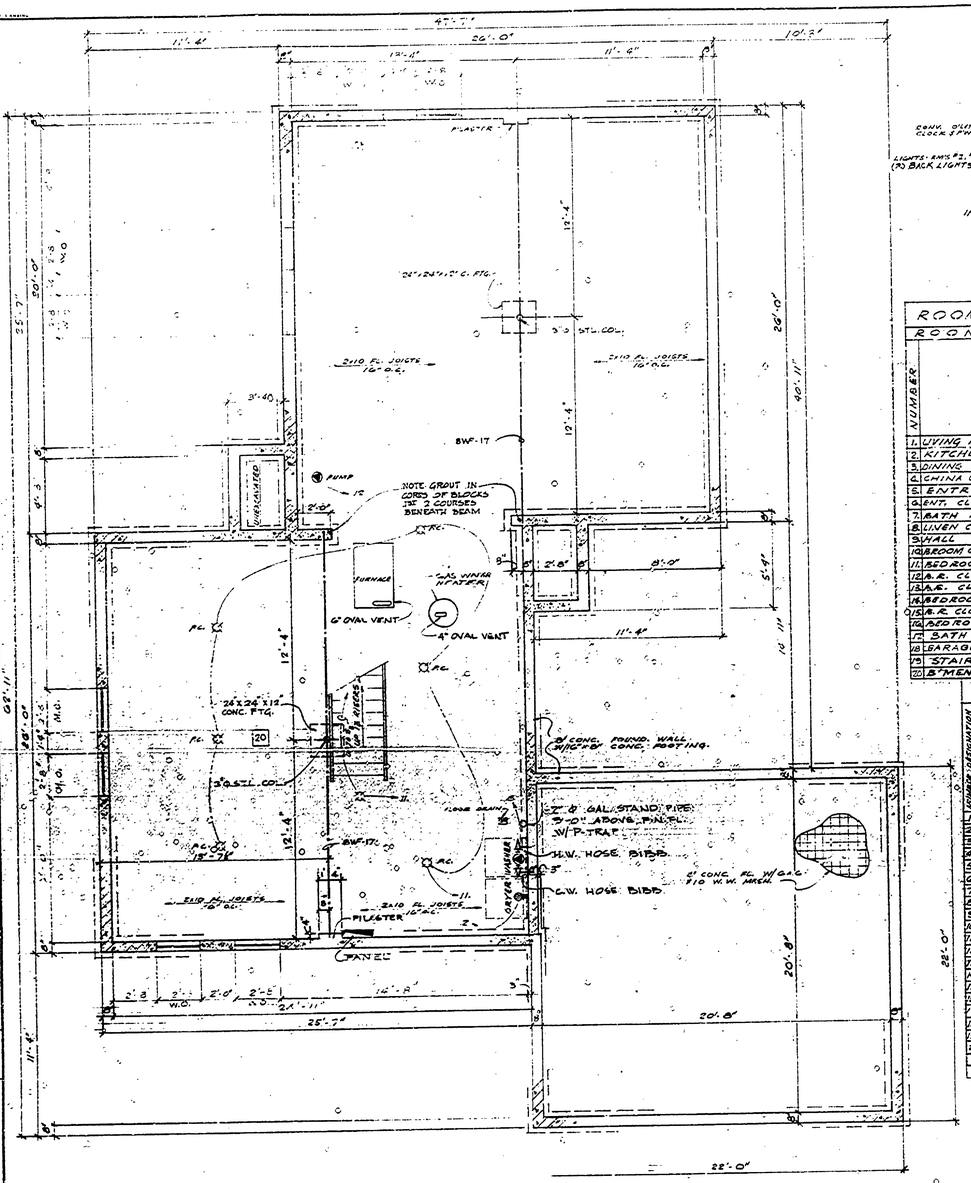

FOUNDATION PLAN
SCALE - 1/4" = 1'-0"

220 V - 100 AMP SERVICE

MAIN BREAKER			
1.	KITCHEN 50 AMP 2-WIRE		1.
2.	DINING 30 AMP 2-WIRE		2.
3.	20 A. 2-WIRE (SPLIT RECP.)	CONV. OULETS - RMS #1, #2, #11, #14 & #16	3.
4.	20 A. 2-WIRE (SPLIT RECP.)	CONV. OUTLETS - RMS #1, CLOCK, 5 PHR. VENT FANS	4.
	20 A. 2-WIRE (SPLIT RECP.)	CONV. OUTLETS - RMS #1,	5.
6.	20 A. 2-WIRE	20 A. 2-WIRE	7.
8.	20 A. 2-WIRE WASHER	20 A. 2-WIRE FURNACE	9.
10.	20 A. 2-WIRE 15 A. EDGE	UNASSIGNED 20 A. 2-W	11.
12.	WATER HEATER 30 A. 3-W		
13.	SUMP 20 A. 2-W	SPARE	

LIGHTS - RMS. #1, #2, #3, #5 (2) BACK LIGHTS & (2) W.P.'S

LIGHTS - RMS. #1, #3, #9, #11 (2) W.P. & 1-1/2" FRONT PORCH W.P. 1-1/2" CONV. OULET, RM #7, #17

IF REQ'D.

ELECTRIC SERVICE PANEL

ROOM FINISH SCHEDULE

ROOM NUMBER	ROOM	FLOOR: HARDWOOD	FLOOR: LINOLEUM	FLOOR: CONCRETE	FLOOR: WOOD	FLOOR: VINYL	BASE: WOOD	BASE: VINYL	BASE: EXPO. BLOCK	WALL: PLASTER	WALL: DRYWALL	WALL: CONC. BLOCK	CEIL.: DRYWALL	CEIL.: EXPO. JOISTS	TRIM: WD. STL. CONC. BLOCK	TRIM: WD.	REMARKS
1.	LIVING RM.																
2.	KITCHEN																*W/PLAST. LAM.
3.	DINING RM.																
4.	CHINA CAB.																SEE DET.-SHT. 6
5.	ENTRT																
6.	ENT. CLOS.																
7.	BATH RM.																*C. TILE AT TUB
8.	LINEN CLOS.																SEE DET.-SHT. 6
9.	HALL																
10.	BROOM CLOS.																W/WD. SHELVES
11.	BEDROOM																
12.	A.R. CLOS.																
13.	A.R. CLOS.																
14.	BEDROOM																
15.	A.R. CLOS.																SHELVES - EA. END
16.	BEDROOM																
17.	BATH RM.																
18.	GARAGE																
19.	STAIR																
20.	B'MENT																

DOOR SCHEDULE

NUMBER	LOCATION	TYPE	SIZE: THICKNESS	SIZE: WIDTH	SIZE: HEIGHT	REMARKS
1	A	1	1 3/8"	2'-8"	6'-8"	
2	A	1	1 3/8"	3'-0"	6'-8"	
3	C	1	1 3/8"	2'-8"	6'-8"	
4	B	1	1 3/8"	2'-8"	6'-8"	
5	B	1	1 3/8"	2'-8"	6'-8"	
6	B	1	1 3/8"	2'-8"	6'-8"	
7	B	1	1 3/8"	2'-8"	6'-8"	
8	B	1	1 3/8"	2'-8"	6'-8"	
9	B	1	1 3/8"	2'-8"	6'-8"	
10	B	1	1 3/8"	2'-8"	6'-8"	
11	D	1	1 3/8"	1'-8 1/2"	6'-8"	BI-FOLD - 4 REQ'D. 6'-3" NOM. OPG.
12	D	1	1 3/8"	1'-8 1/2"	6'-8"	BI-FOLD - 4 REQ'D. 5'-3" NOM. OPG.
13	D	1	1 3/8"	1'-8 1/2"	6'-8"	BI-FOLD - 4 REQ'D. 5'-3" NOM. OPG.
14	D	1	1 3/8"	1'-6 1/2"	6'-8"	BI-FOLD - 4 REQ'D. 4'-3" NOM. OPG.
15	F	1	1 3/8"	3'-0"	6'-8"	* PAIR SLIDING WD DRS.
16	*	1	3/4"			* PAIR 1" WD. DRS.
17	E	1	1 3/8"	9'-0"	7'-0"	
18	E	1	1 3/8"	9'-0"	7'-0"	
19	B	1	1 3/8"	2'-6"	6'-8"	
20	A	1	1 3/8"	2'-8"	6'-8"	*1'-10" x 2'-6" "LYTE"

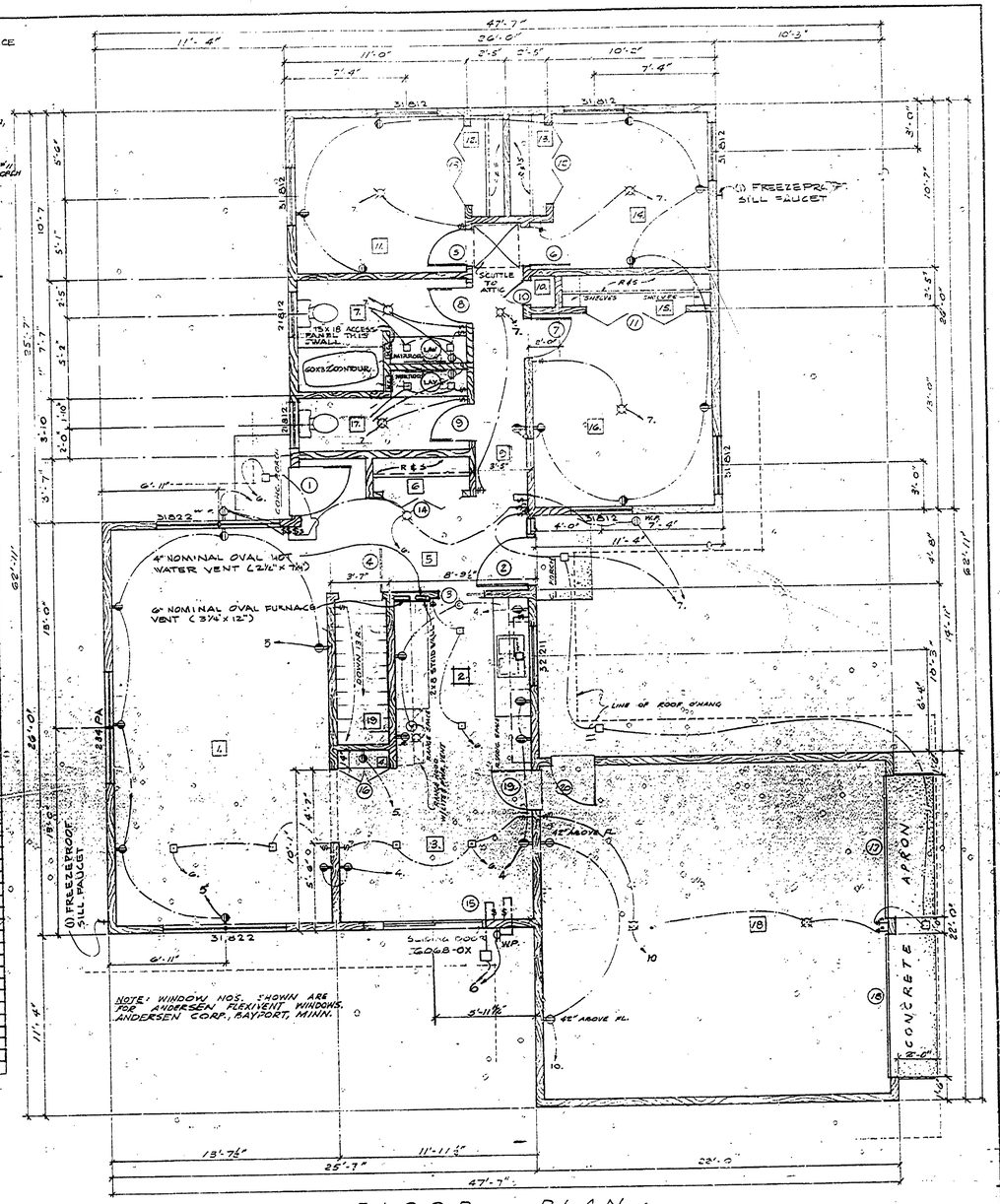

FLOOR PLAN
SCALE - 1/4" = 1'-0"

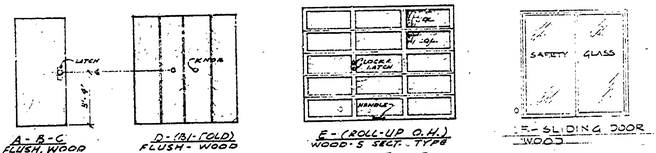

A - B - C
FLUSH, WOOD

D - (BI-FOLD)
FLUSH - WOOD

E - (ROLL-UP O.H.)
WOOD - 5 SECT. - TYPE

F - SLIDING DOOR
WOOD

DOOR TYPES

ELECTRICAL SYMBOLS

CEILING FIXTURE
CEILING FIXTURE (RECESSED)
CONVENIENCE OUTLET
CONV. OULET (SPLIT WIRED)
CONV. OULET (WEATHERPROOF) — WP
RANGE OULET — R.
WASHER OULET — WASHER
DRYER OULET — DRYER
FURNACE OULET — FURNACE
CLOCK OULET
EXHAUST FAN
ELECT. SERVICE PANEL
PUMP OULET (IF REQ'D.) — PUMP

REVISIONS

NO.	DATE	BY
1.		
2.		
3.		
4.		
5.		
6.		

	DATE	BY
DESIGNED BY		
DRAWN BY		
CHECKED BY		

APPROVED — DATE

REVIEWED — DATE

	DATE
ARCHITECTURAL	
ENGINEERING	10-49
LANDSCAPE	9-11-65

FLOOR PLAN, FOUNDATION PLAN
ELECTRICAL & SCHEDULES
SHEET TITLE

MICHIGAN
DEPARTMENT OF CONSERVATION
PARKS AND RECREATION DIVISION

NORTH HIGGINS LAKE STATE PARK
RESIDENCE

SHEET NO. 2 OF 5

PROJECT NO. 24-1365

PLAN NO. A-108