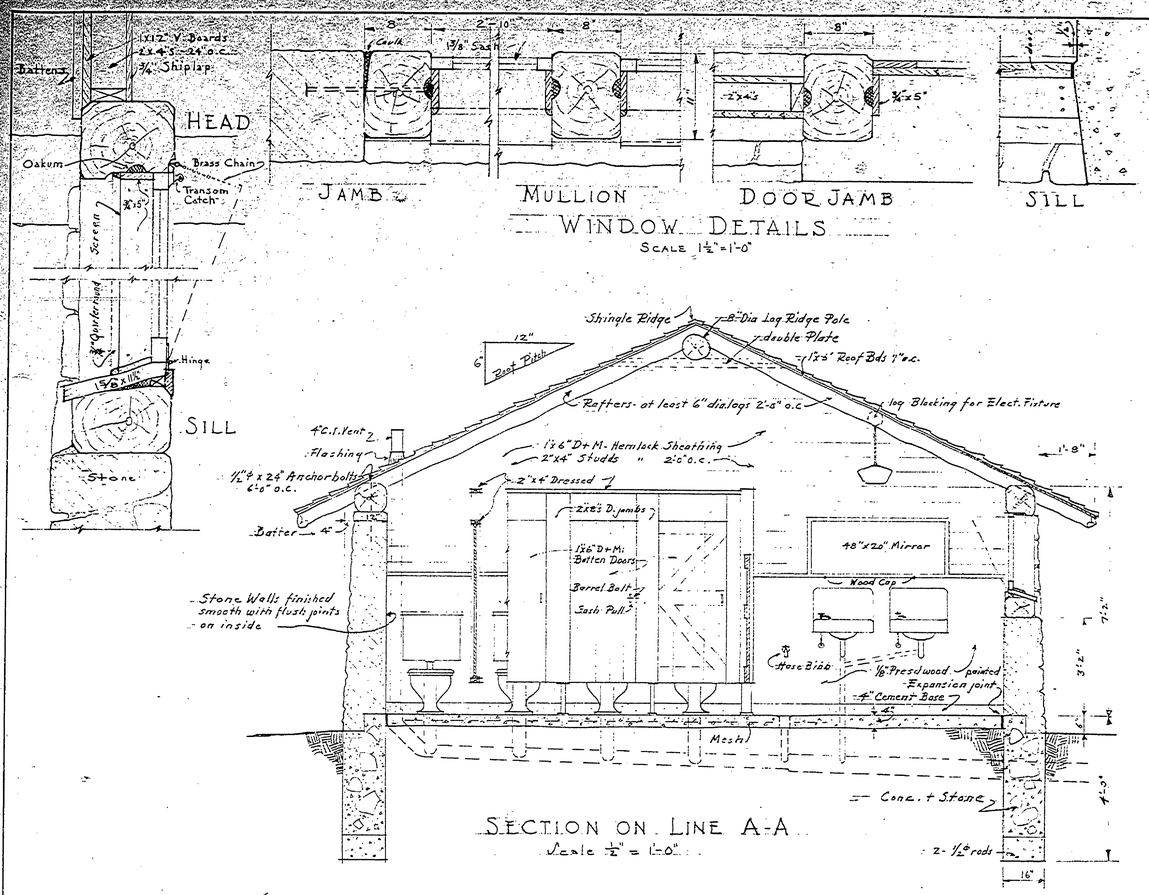

WINDOW DETAILS

SCALE 1½"=1'-0"

SECTION ON LINE A-A

Scale ½" = 1'-0"

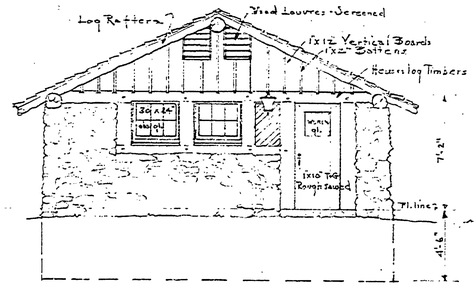

END ELEVATIONS

SCALE ¼"=1'-0"

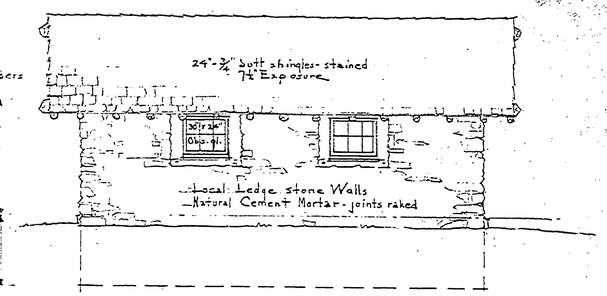

SIDE ELEVATIONS

Other side similar except for Window Locations

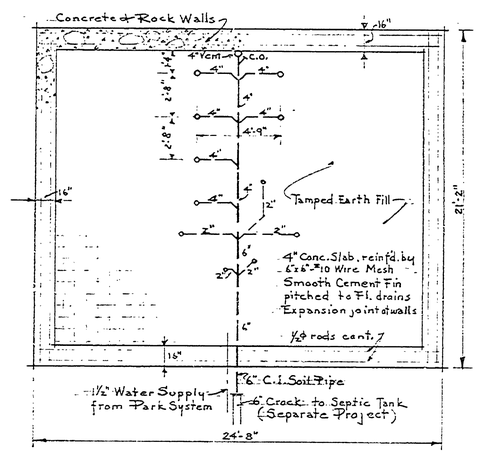

FOUNDATION & SEWER PLAN

SCALE ¼"=1'-0"

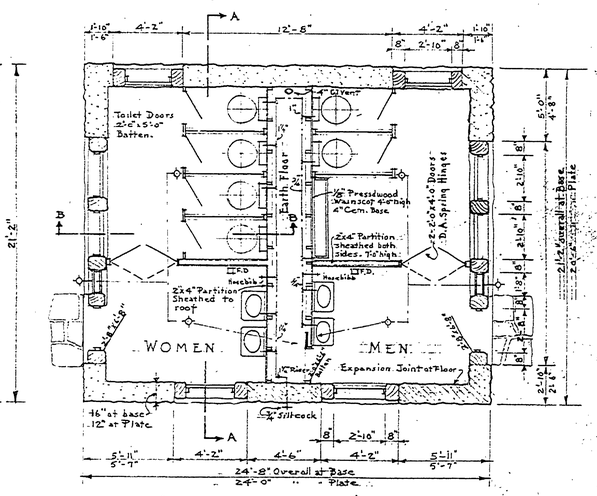

FLOOR PLAN

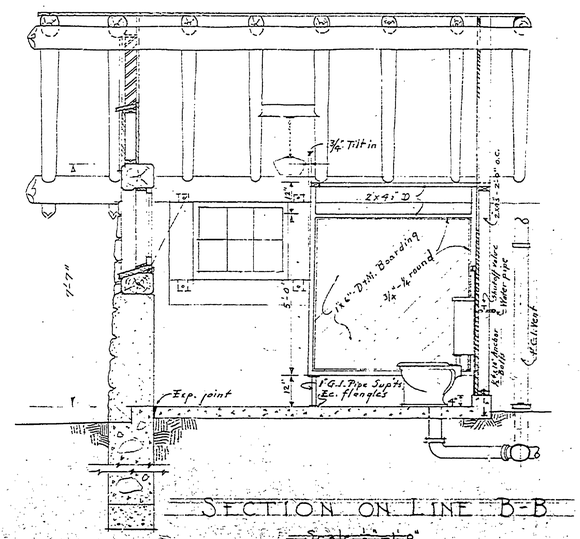

SECTION ON LINE B-B

Scale ½" = 1'-0"

NOTES

Concrete to be 1:2:4 Mix. Footings to be reinforced with ½"ϕ rods. Walls above footing can be 50% rock + 50% Concrete. Walls above grade to be laid with cement mortar. (Corneys, or Brixcement may be used). On exterior, joints are to be raked about 2" except at Window sills. On Interior, joints are to be flush, and if possible an inside form should be built to lay stonework up against. If stone is of the ledge rock variety, it should be laid on its natural bed with joints averaging about 1" thick. If of Field stone, some shall be split and roughly trimed at corners of openings, joints to vary and be tooled.

Concrete Floors to have smooth cement troweled finish and have a joint at Walls filled with mastic cement.

Timbers to be hewn from Logs with smooth surfaces at points of contact with Sash + doors. Frames to be caulked tightly with Oakum as per details. All Doors to be built up at job. Vert. Boards + Battens + Roof Boards may be rough sawn lumber.

Shingles to be stained 2 Coats of Preservative with Burnt Umber. Logs, Rafters, doors, stalls and wall Sheathing to be given 2 coats of Preservative and Van Dyke Brown. Sash + Presdwood wainscot to be painted

Log & Stone

DEPARTMENT OF THE INTERIOR
NATIONAL PARK SERVICE
And
MICHIGAN
DEPARTMENT OF CONSERVATION
CO-OPERATING

BRANCH OF PLANNING — STATE PARK DIVISION

SYMBOL 1			SHEET NO. 1
NUMBER 113	TOILET BUILDING FOR INDIAN LAKE C. GROUND		FILE NO.
DRAWN BY R.B.H.			
CHECKED		DESIGNED	
DATE	PROJECT SUPERINTENDENT	DATE 12-26-35	P.E.Q. ARCHITECT
RECOMMENDED FOR CONSTRUCTION		SUBMITTED	
DATE	FIFTH REGIONAL INSPECTOR	DATE	SUPT. OF STATE PARKS
APPROVED FOR CONSTRUCTION		APPROVED	
DATE	FIFTH REGIONAL OFFICER N.P.S.	DATE	NON-COMMISSIONER

MASTER PLAN BOX No. 8 — INSURANCE No. 7 — A 16