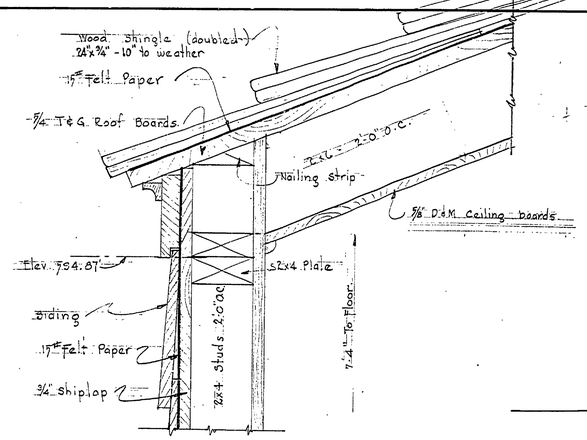

DETAIL OF EAVES
Scale 3"=1'-0"

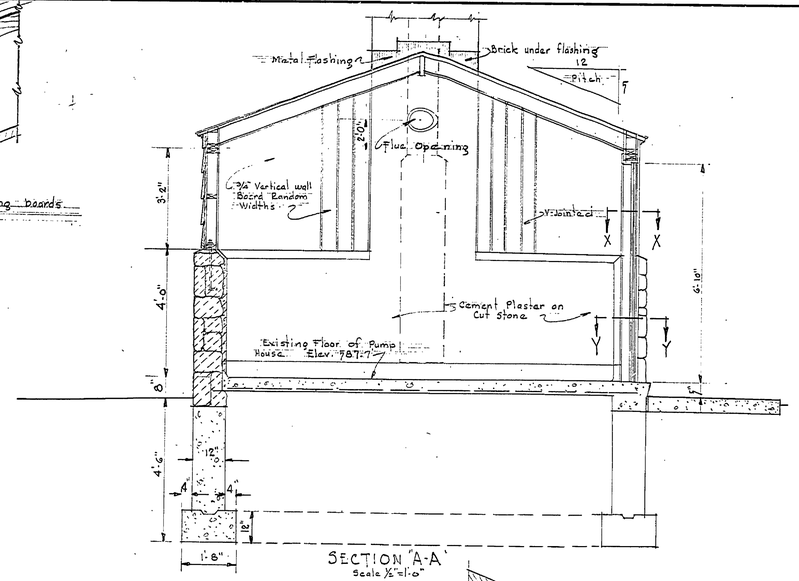

SECTION "A-A"
Scale ½"=1'-0"

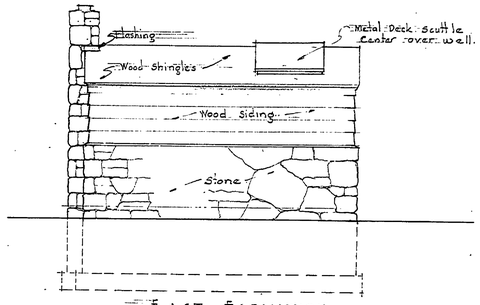

EAST ELEVATION

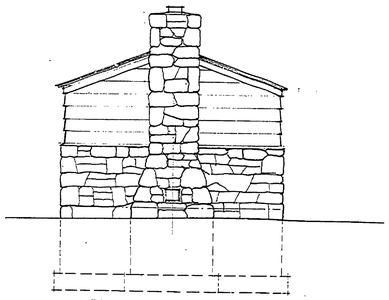

SOUTH ELEVATION

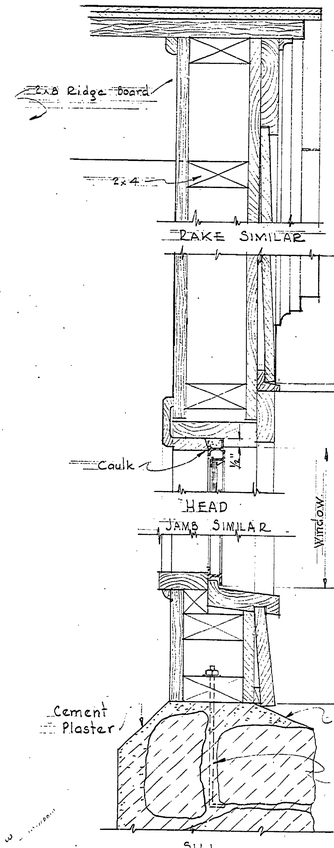

DETAIL OF WINDOW
Scale 3"=1'-0"

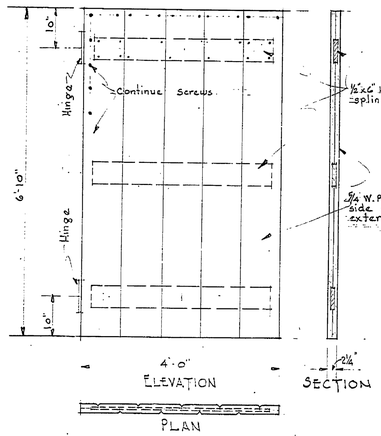

DETAIL OF DOOR
Scale ¾"=1'-0"

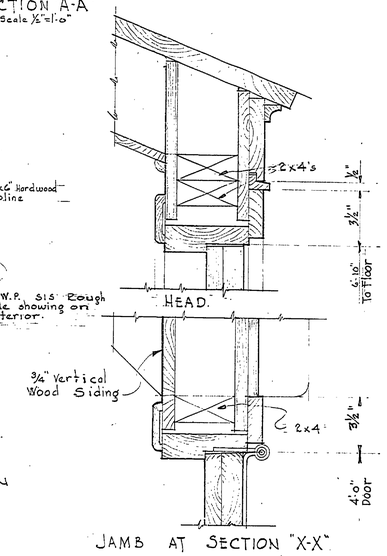

DETAIL OF DOOR
Scale 3"=1'-0"

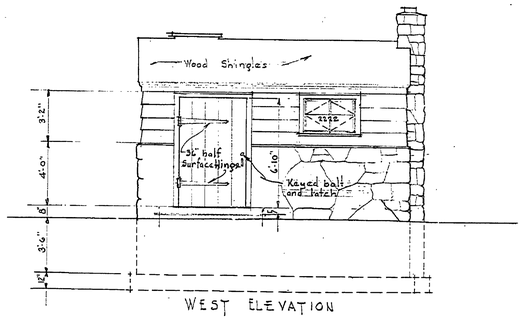

WEST ELEVATION

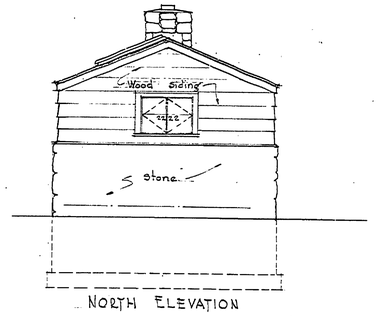

NORTH ELEVATION

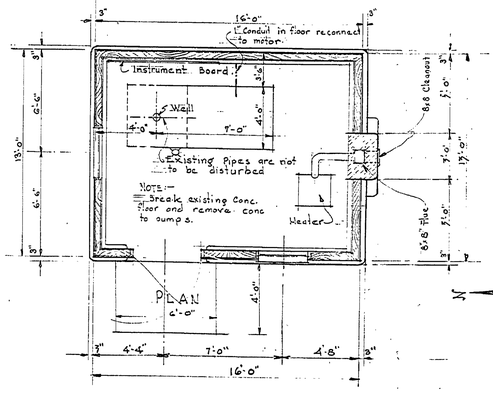

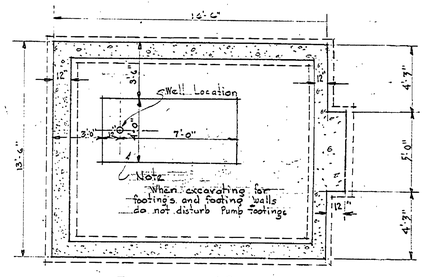

FOUNDATION PLAN

All scales are ¼"=1'-0" Unless other wise noted.

REVISIONS						
NO.	DATE	BY		DATE	BY	
1			4			
2			5			
3			6			

REVIEWED BY SECTIONS		DATE	APPROVED BY
ARCHITECTURAL	E.F.H.	9/12/46	
ENGINEERING	H.C.M.	19 Dec 46	ASSISTANT CHIEF IN CHARGE
LANDSCAPE	D.A.W.	4-16-46	OF DESIGN DATE 7-31-46

DRAWN BY	J.W.F.	3/29/46
TRACED BY	J.W.F.	9/28/46
CHECKED BY	E.F.H.	4/19/46
DATE		

Revised. 9/6/47 order of H.C.M & J.I.R. by J.W.F.

MICHIGAN
DEPARTMENT OF CONSERVATION
STATE PARKS DIVISION

J. W. WELLS STATE PARK
PUMP HOUSE No. 4
Water SYSTEM.

SHEET NO. 1 OF 1

PLAN NO. A-103