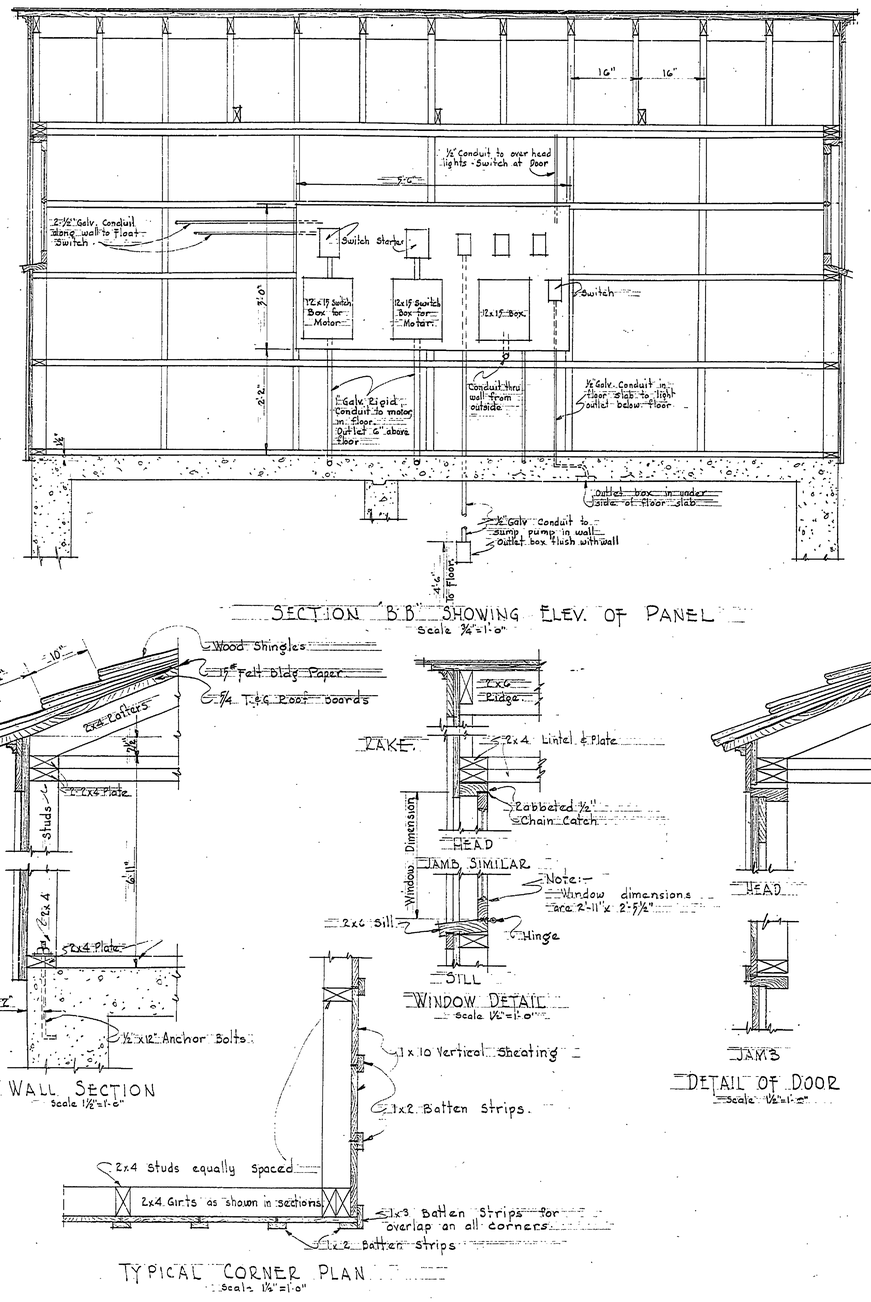

SECTION "B.B." SHOWING ELEV. OF PANEL
Scale ¾"=1'-0"

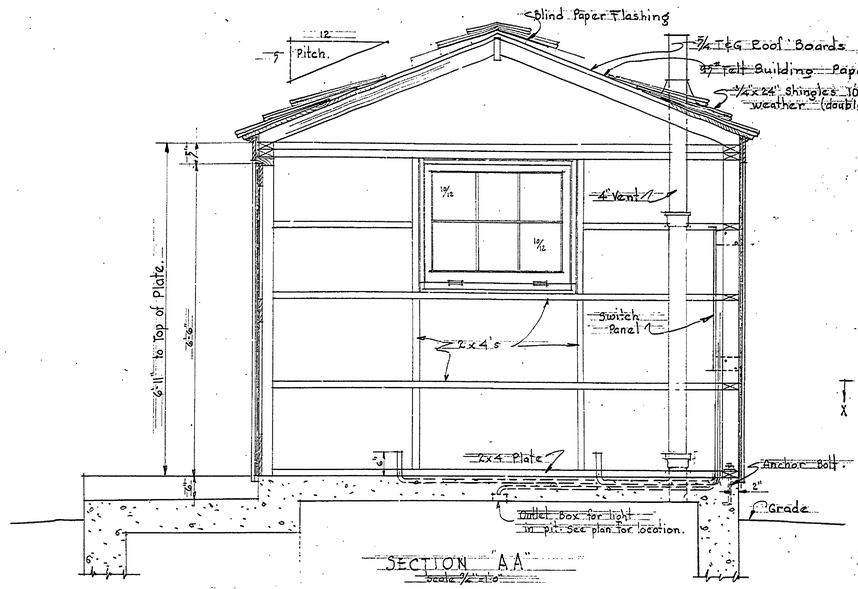

SECTION "A.A"
Scale ¾"=1'-0"

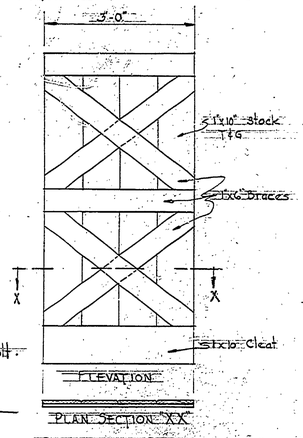

ELEVATION
PLAN SECTION "XX"
DETAIL OF DOOR
Scale ¾"=1'-0"

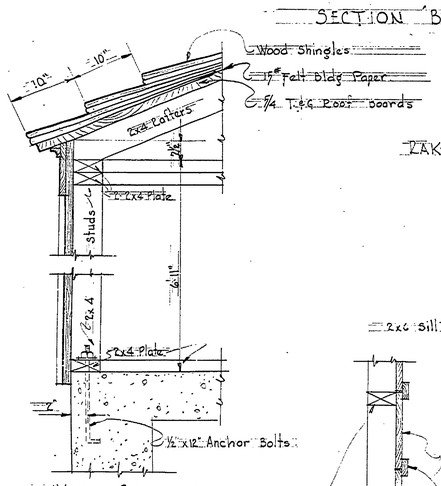

WALL SECTION
Scale 1½"=1'-0"

WINDOW DETAIL
Scale ½"=1'-0"

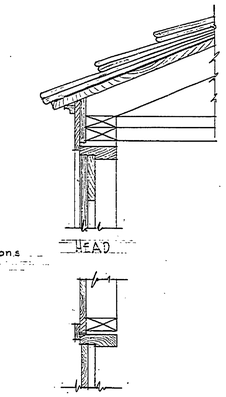

DETAIL OF DOOR
Scale 1½"=1'-0"

TYPICAL CORNER PLAN
Scale 1½"=1'-0"

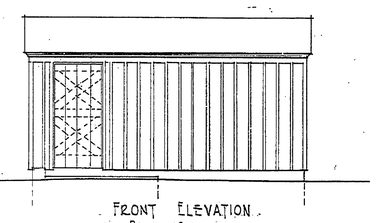

FRONT ELEVATION
REAR SIMILAR
Scale ¼"=1'-0"

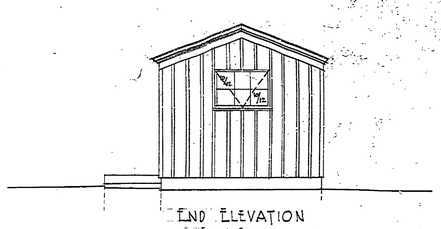

END ELEVATION
ENDS SIMILAR
Scale ¼"=1'-0"

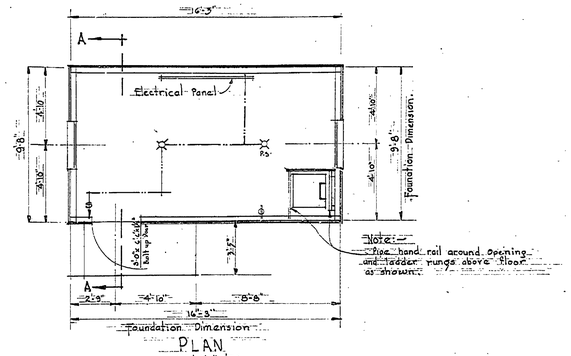

PLAN
Scale ¼"=1'-0"

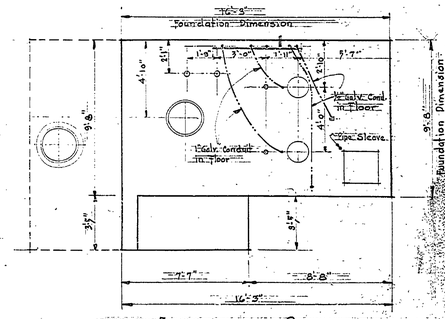

ELECTRICAL PLAN
Scale ¼"=1'-0"

REVISIONS			
NO.	DATE	BY	
1			
2			
3			
4			
5			
6			

APPROVED BY: John J. Rogers
ASSISTANT CHIEF IN CHARGE OF DESIGN — DATE 7-31-46

REVIEWED BY SECTIONS		DATE
ARCHITECTURAL	E.F.H.	4/12/46
ENGINEERING	H.C.M.	4/22/46
LANDSCAPE	D.A.W.	4-11-46

DRAWN BY	J.W.F.	4/4/46
TRACED BY	J.W.F.	4/4/46
CHECKED BY	E.F.H.	4/15/46
DATE		

MICHIGAN
DEPARTMENT OF CONSERVATION
STATE PARKS DIVISION

J. W. WELL'S STATE PARK
PUMP HOUSE No. 5
(DISPOSAL SYSTEM)

SHEET NO. 1 OF 1

PLAN NO. A-105