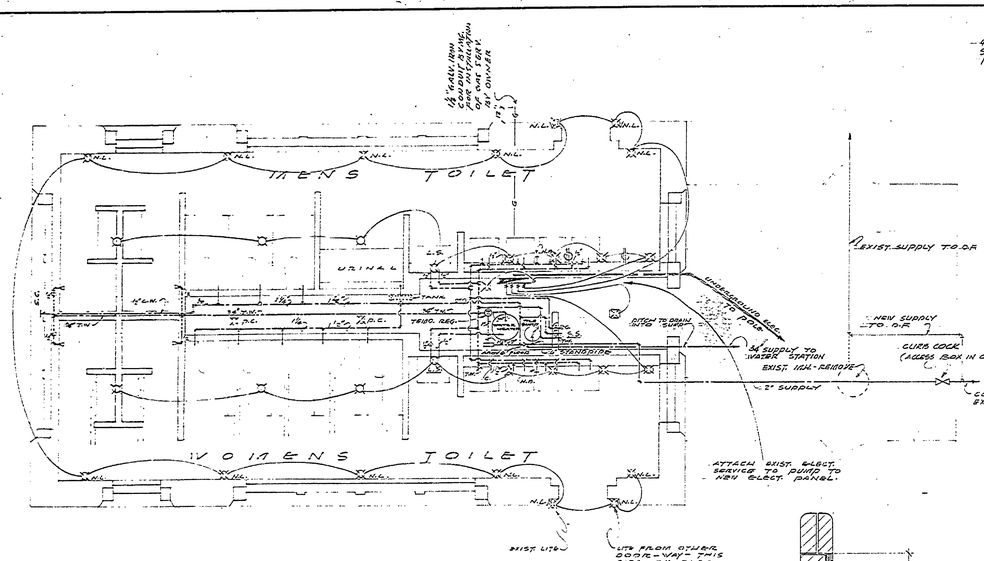

NOTE: WATER PIPING IS DIAGRAMATIC-PIPES TO BE ROUTED ALONG WALLS. GAL. PIPES TO ALLEY 7-RE MEN'S ROOM.

ELECTRICAL & PLUMBING PLAN

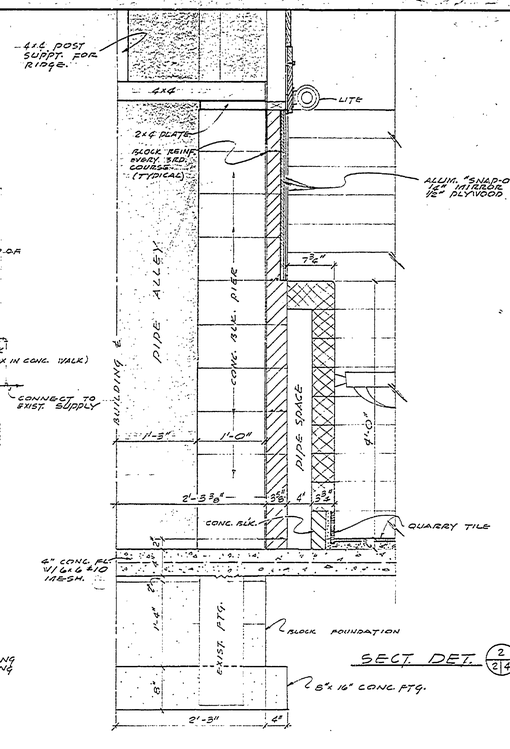

SECT. DET. 2/2/4



SECTION DET. 3/2/4

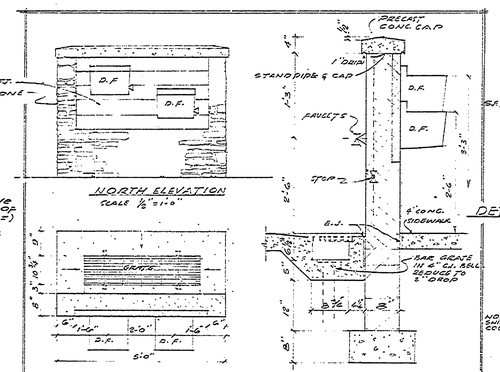

NORTH ELEVATION
SCALE 1/2"=1'-0"

PLAN
SCALE 1/2"=1'-0"

SECTION 1/2"=1'-0"

WATER STATION DETAILS

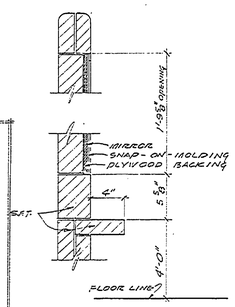

DET. - SHELF & MIRROR (SHOWERS)
SCALE = 1 1/2" = 1'-0"

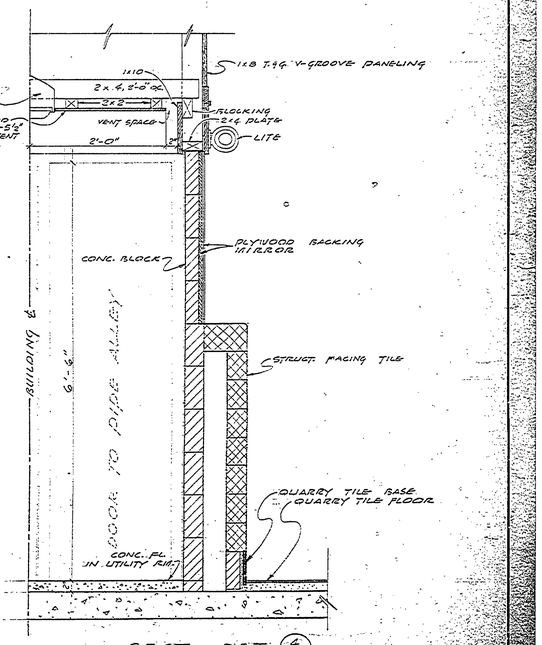

SECT. DET. 4/2/4

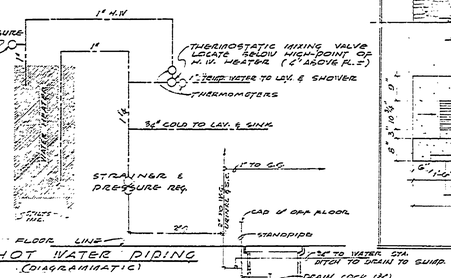

HOT WATER PIPING
(DIAGRAMMATIC)

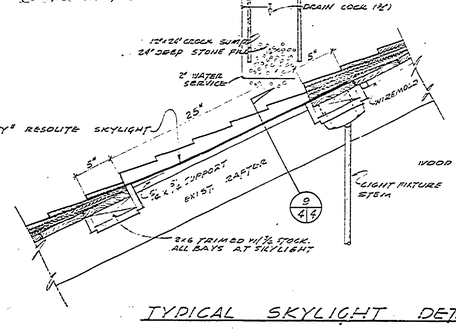

TYPICAL SKYLIGHT DET. 8/3/4

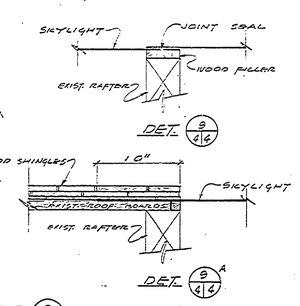

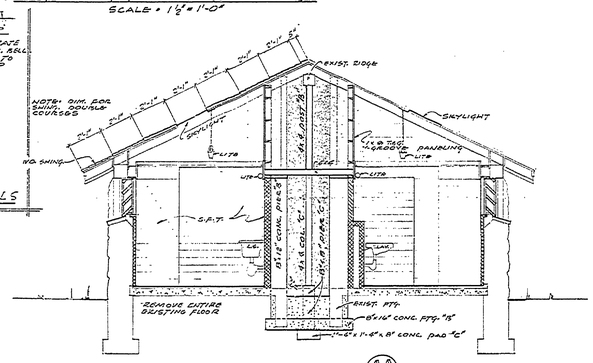

SECTION 8A/2/4

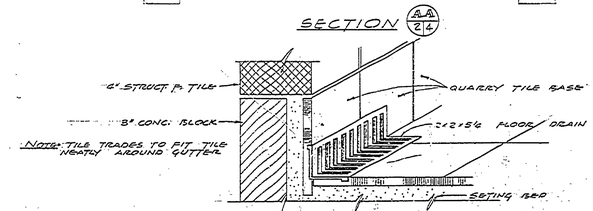

DET. OF GUTTER TYPE FL. DRAIN = (5 REQ'D)

DATE	NO.	DATE	BY	REVISIONS			
4/1/62	1	9/17/62	W.G.S.	ADD SUMP TO HOT WATER PIPING SKETCH - RINSE URINAL. RAISE ELECT. POINTS PLAN	4		
	2	9/19/62	W.G.S.		5		
	3			REVISE SLOPE DRAIN & VAPOR PIPING	6		

		DATE
APPROVED		
REVIEWED	ARCHITECTURAL W.G.S.	11-10-62
	ENGINEERING E.P.P.	4-21-62
	LANDSCAPE	4-11-62

		DATE
DESIGNED BY		
DRAWN BY	M.C.P.-W.A.C.	3-62
CHECKED BY	J.R.G.	4-11-62

MICHIGAN
DEPARTMENT OF CONSERVATION
PARKS AND RECREATION DIVISION

ELECTRICAL & PLUMBING - SECTIONS - DETAILS

HARRISVILLE STATE PARK
REMODELING
TOILET & SHOWER BUILDING #1A

SHEET NO. 3 OF 3

PLAN NO. A-104a