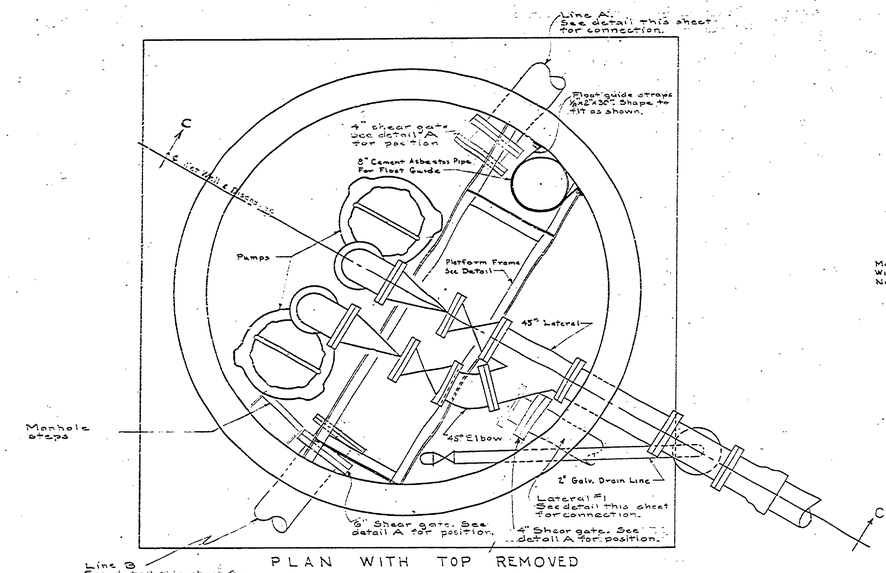

PLAN WITH TOP REMOVED

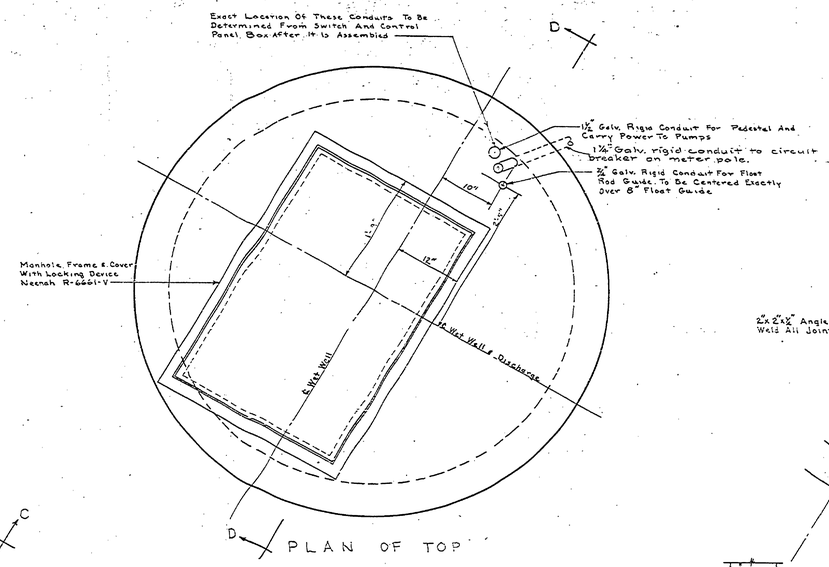

PLAN OF TOP

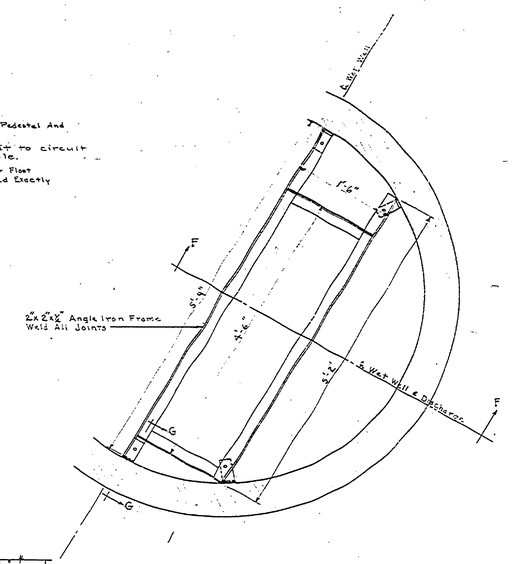

PLAN

NOTE: All Pipe (Unless Noted Otherwise) Inside Wet Well Is 4" Cast Iron With Flanged Joints.

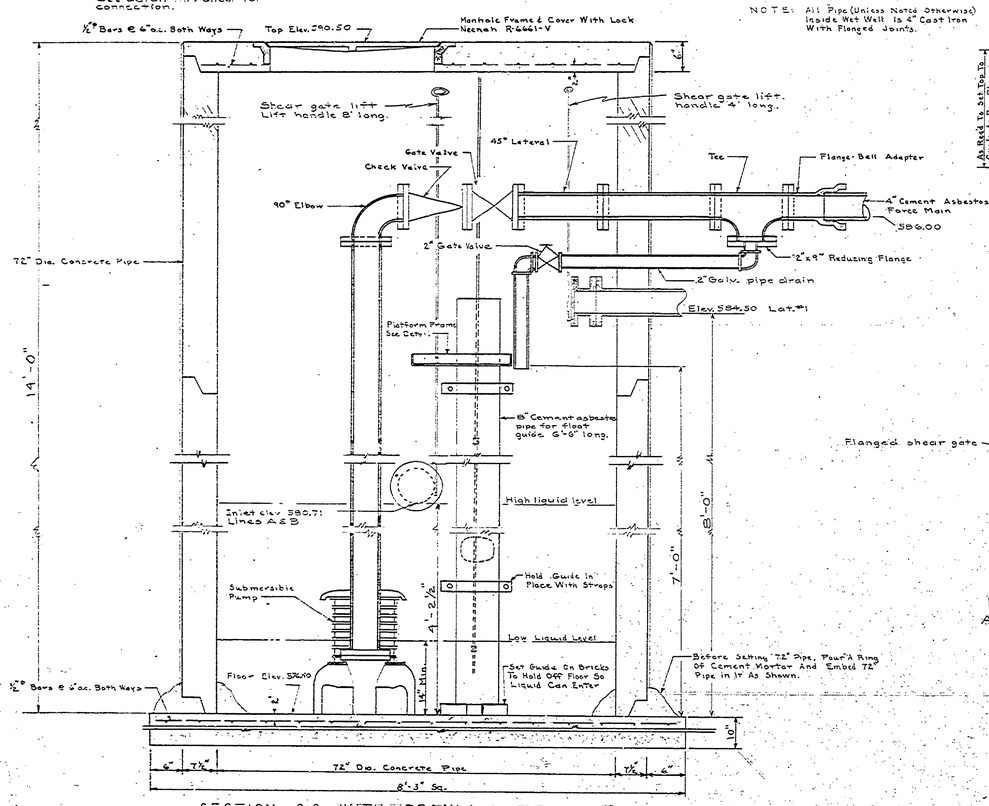

SECTION C-C WITH DRAIN & LATERAL #1 IN SECTION

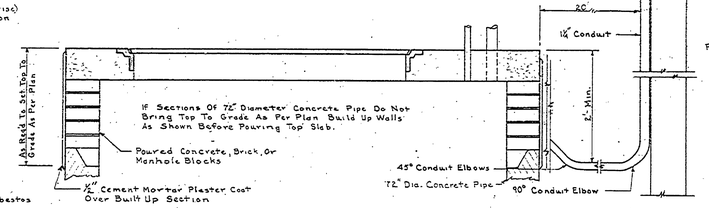

SECTION D-D

NOTE: Floor Of Platform Is To Be Floor Grating Or Floor Plate.

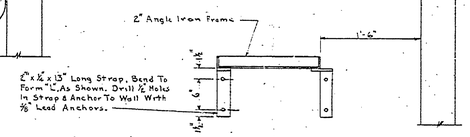

SECTION F-F

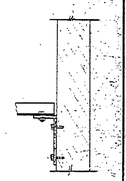

SECTION G-G

PLATFORM DETAIL

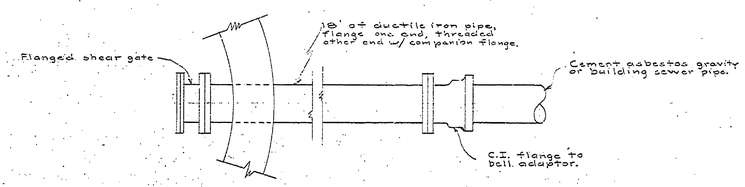

DETAIL OF CONNECTION TO ASBESTOS-CEMENT SEWER PIPE.
NOT TO SCALE

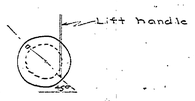

DETAIL A
FOR SHEAR GATE

NO.	DATE	BY	REVISIONS	DATE	BY
1			4		
2			5		
3			6		

DRAWN BY	K.E.B.	REVIEWED BY SECTIONS	DATE
TRACED BY		ARCHITECTURAL	J.I.R. 8-25-60
CHECKED BY	E.J.P.	ENGINEERING	J.I.R. 8-25-60
DATE	13 July 1960	LANDSCAPE	J.I.R. 8-25-60
APPROVED BY		ASSISTANT CHIEF IN CHARGE OF DESIGN	DATE 31 Aug 60

WET WELL AND PUMP STATION

MICHIGAN
DEPARTMENT OF CONSERVATION
PARKS AND RECREATION DIVISION

HARRISVILLE STATE PARK
CENTRAL SEWAGE DISPOSAL SYSTEM
Scale 1"=1'-0"

SHEET NO. 4 OF 6

PLAN NO. E-112