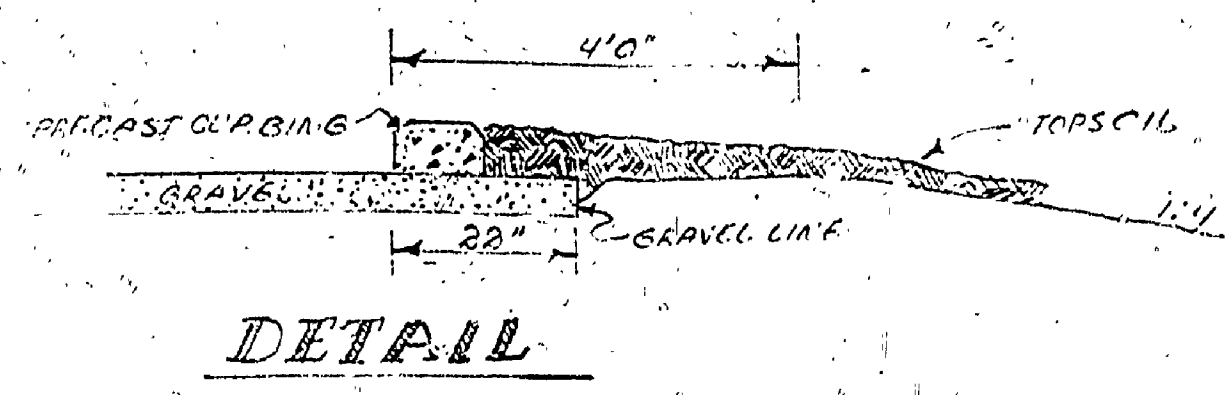
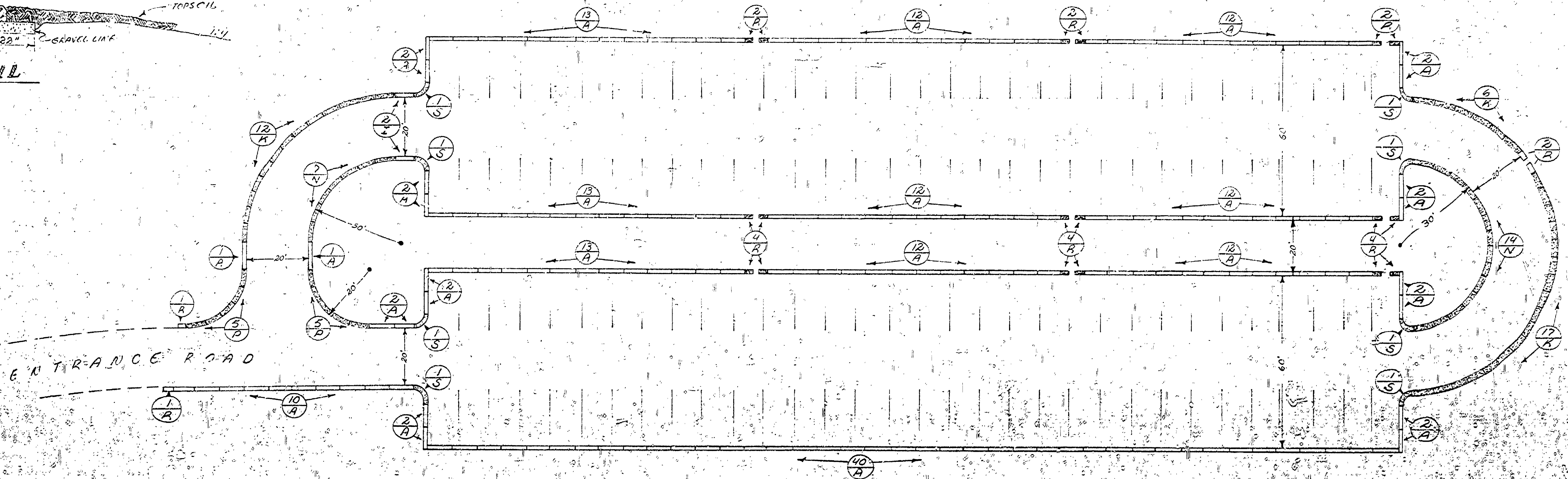



| DESIGNED BY | DRAWN BY | CHECKED BY | DATE | REVIEWED | DATE | APPROVED | DATE | NO. | DATE BY | REVISIONS | DATE BY |
|-------------|----------|------------|--------|---------------|--------|----------|------|-----|---------|-----------|---------|
| | | | 3-7-63 | ARCHITECTURAL | 3-7-63 | | 1 | 1 | | 4 | |
| | | | 3-7-63 | ENGINEERING | 3-7-63 | | 2 | 2 | | 5 | |
| | | | 3-7-63 | LANDSCAPE | 3-7-63 | | 3 | 3 | | 6 | |



DETAIL



PLAN
SCALE: 1"=20'



FINISHED PARKING SECTION

KEY

| CODE | QUANTITY | DESCRIPTION |
|------|----------|-------------------------------|
| A | 181 | 8' LONG, STRAIGHT, NO BEVEL |
| J | 2 | 5' LONG, STRAIGHT, NO BEVEL |
| K | 35 | 5' LONG, STRAIGHT, 3/8" BEVEL |
| N | 21 | 6' LONG, STRAIGHT, 1" BEVEL |
| P | 10 | 5' LONG, STRAIGHT, 1/2" BEVEL |
| R | 22 | 5' LONG, STRAIGHT, NO BEVEL |
| S | 8 | 5' RYED CORNER |

NOTE FOR ADDITIONAL DETAILS SEE SHEETS L-106, L-107, L-108, L-109, L-110

(1/A) QUANTITY
(A) CODE