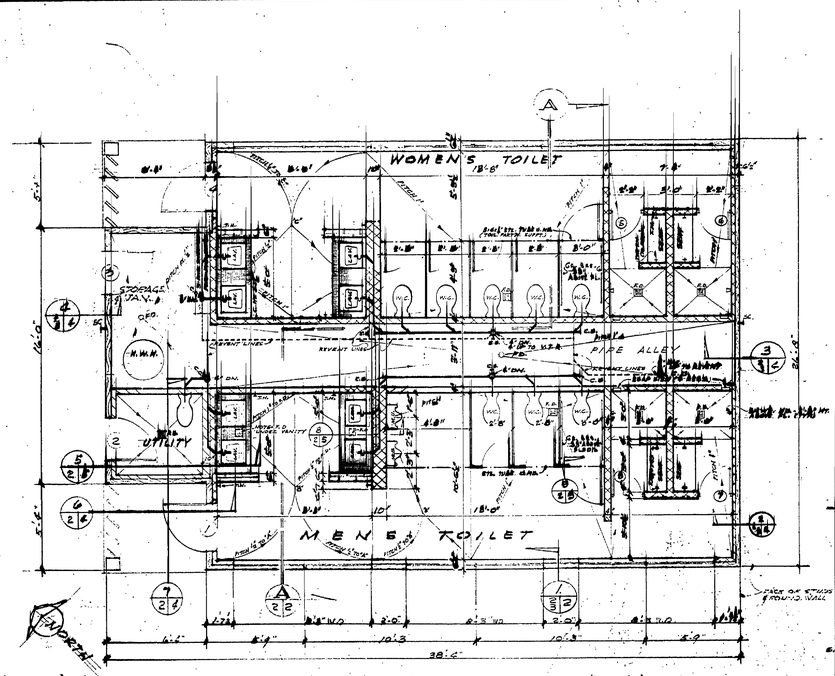

FLOOR PLAN

Scale 1/4"=1'-0"

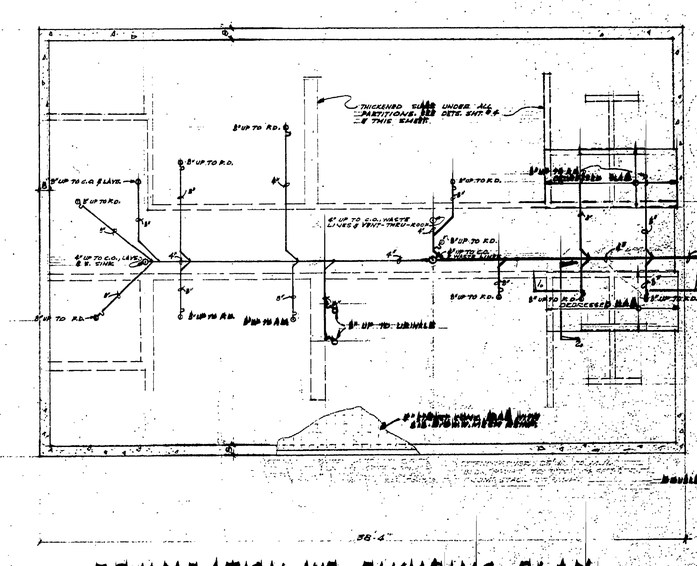

FOUNDATION AND PLUMBING PLAN

Scale 1/4"=1'-0"

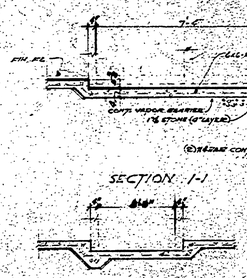

SECTION 1-1



SECTION 2-2

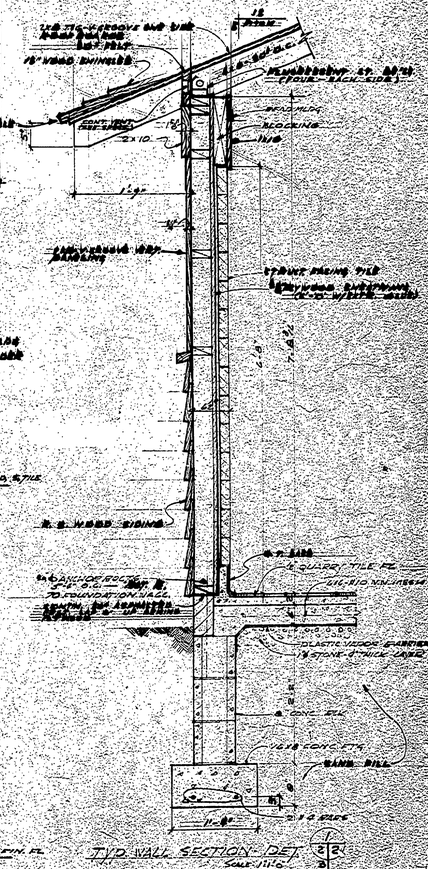

TYP. WALL SECTION DET.

Scale 1/4"=1'-0"

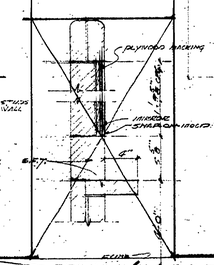

DET. - SHELF & THERMOS (SHOWERS) — OMIT

Scale 1/4"=1'-0"

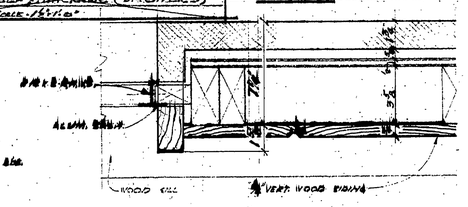

JAMB DET.

Scale 3"=1'-0"

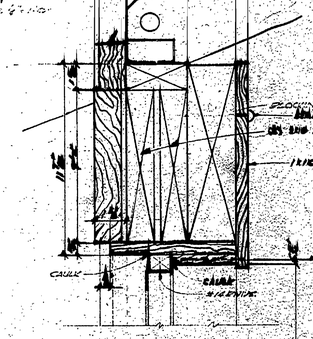

HEAD DET.

Scale 3"=1'-0"

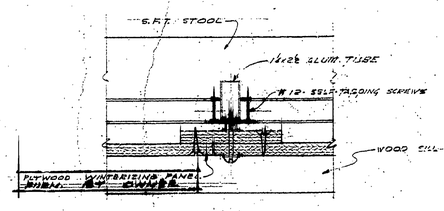

MULLION DET.

Scale 3"=1'-0"

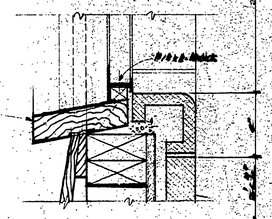

SILL DET.

Scale 3"=1'-0"

WINDOW DETAILS

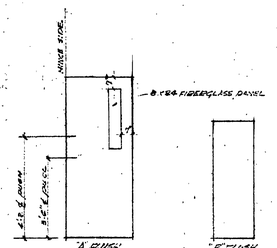

DOOR TYPES

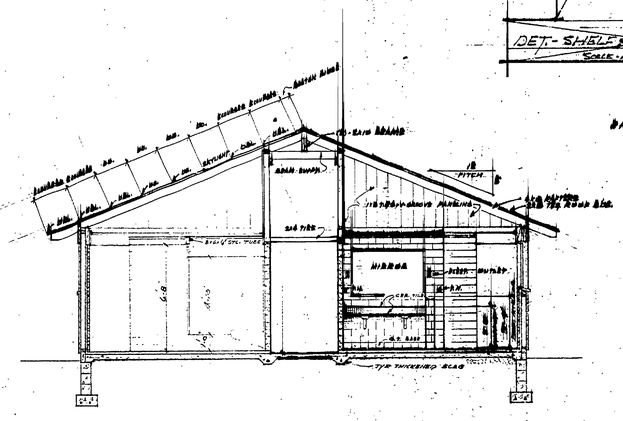

SECTION

FINISH SCHEDULE

ROOMS	QUARRY TILE	CONCRETE	CERAMIC TILE	RESILIENT TILE	WOOD	WOOD PARQUETRY	WOOD	PAINTED	STAINED	LACQUERED	PAINTED	STAINED	LACQUERED	REMARKS
	FLOOR			BASE	WALLS						KEN-WOOD FIBER BOARD STRIPS			
											WALLS		CEILING	
IRENE TOILET ROOM	●		●		●			●		●	●		●	
WOMENS TOILET ROOM	●		●		●			●		●	●		●	
MENS SHOWER ROOM	●		●		●			●		●	●		●	
WOMENS SHOWER ROOM	●		●		●			●		●	●		●	
UTILITY ROOM		●				●	●	●			●		●	PAINTED BRK. WALLS
STORAGE & SIDE ALLEY		●				●	●	●			●		●	

DOOR SCHEDULE

DESIGNATION	TYPE	MATL.	SIZE THICKNESS	SIZE WIDTH	SIZE HT.	REMARKS
1	A	WD	1 3/8	3 0	6 8	FLUSH - SOLID CORE
2	A	WD	1 3/8	2 4	6 8	" " "
3	B	WD	1 3/8	2 4	6 8	" " "
4	A	WD	1 3/8	3 0	6 8	" " "
5	B	STL	1"	1 10	6 8	TO MATCH TOILET RM.
6	B	STL	1"	1 10	6 10	"
7	B	STL	1"	1 10	6 10	"
8	B	STL	1"	1 10	6 10	"

MICHIGAN
DEPARTMENT OF CONSERVATION
PARKS AND RECREATION DIVISION

FOUNDATION - FLOOR PLAN - PLUMBING - SECTIONS

LAKE GOGEBIC STATE PARK
TOILET & SHOWER BUILDING

SHEET NO. 2 OF 4

PLAN NO. A-104

REVISIONS

NO.	DATE	BY
1		
2		
3		
4		
5		
6		

DESIGNED BY
DRAWN BY
CHECKED BY

REVIEWED — DATE
ARCHITECTURAL
ENGINEERING
LANDSCAPE

APPROVED — DATE