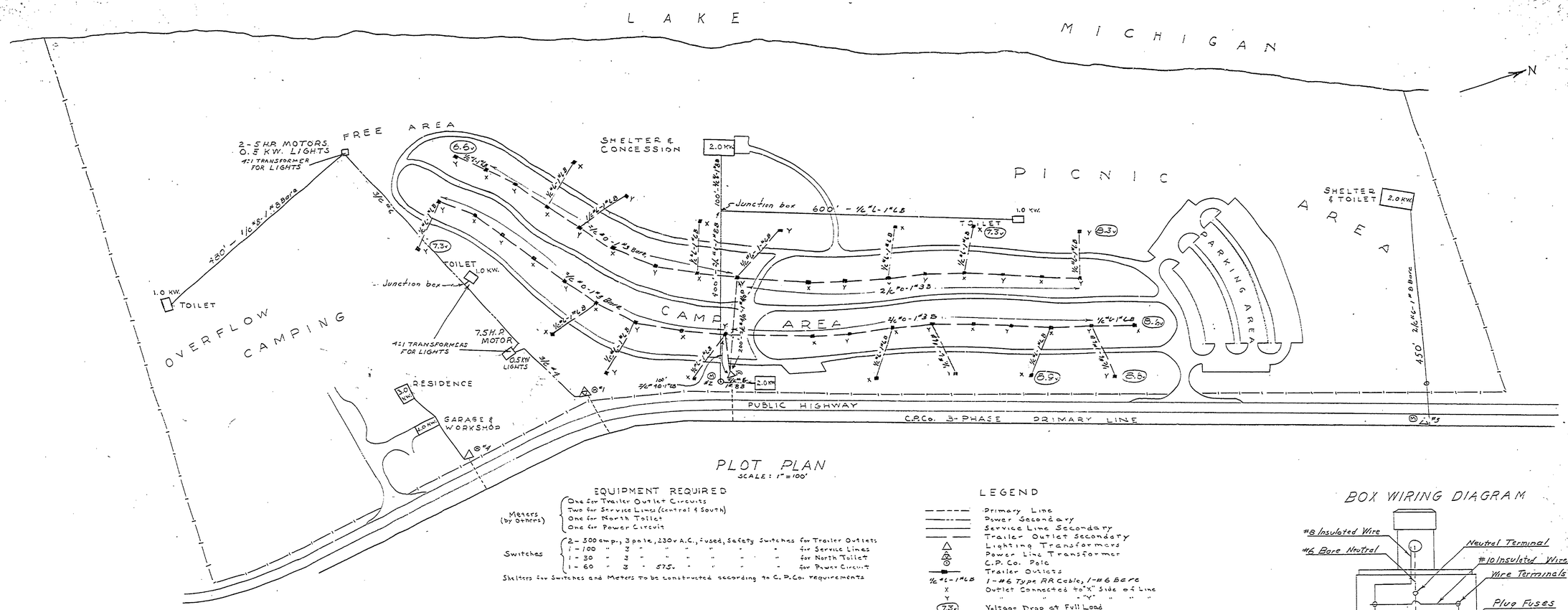

PLOT PLAN

SCALE: 1" = 100'

EQUIPMENT REQUIRED

Meters (by Others)
- One for Trailer Outlet Circuits
- Two for Service Lines (Central & South)
- One for North Toilet
- One for Power Circuit

Switches
- 2 - 500 amp., 3 pole, 230 v A.C., fused, Safety Switches for Trailer Outlets
- 1 - 100 " 3 " " " " " for Service Lines
- 1 - 30 " 3 " " " " " " for North Toilet
- 1 - 60 " 3 " 575. " " " " for Power Circuit

Shelters for Switches and Meters to be constructed according to C.P.Co. requirements

LEGEND

- Primary Line
- Power Secondary
- Service Line Secondary
- Trailer Outlet Secondary
- Lighting Transformers
- Power Line Transformer
- C.P. Co. Pole
- Trailer Outlets
- 1/0 L-1 GB — 1-#6 Type RR Cable, 1-#6 Bare
- X — Outlet Connected to "X" Side of Line
- Y — " " "Y" " " "
- 7.3v — Voltage Drop at Full Load
- Meter
- 3/0 #0-1 SB — 2-#0 RR Cables, 1-#3 neutral Bare

BOX WIRING DIAGRAM

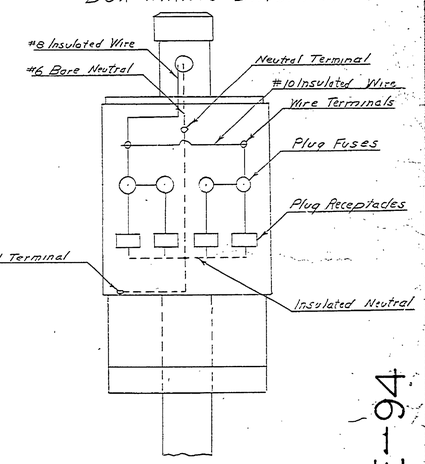

OUTLET BOX ASSEMBLY

SCALE: 3" = 1'

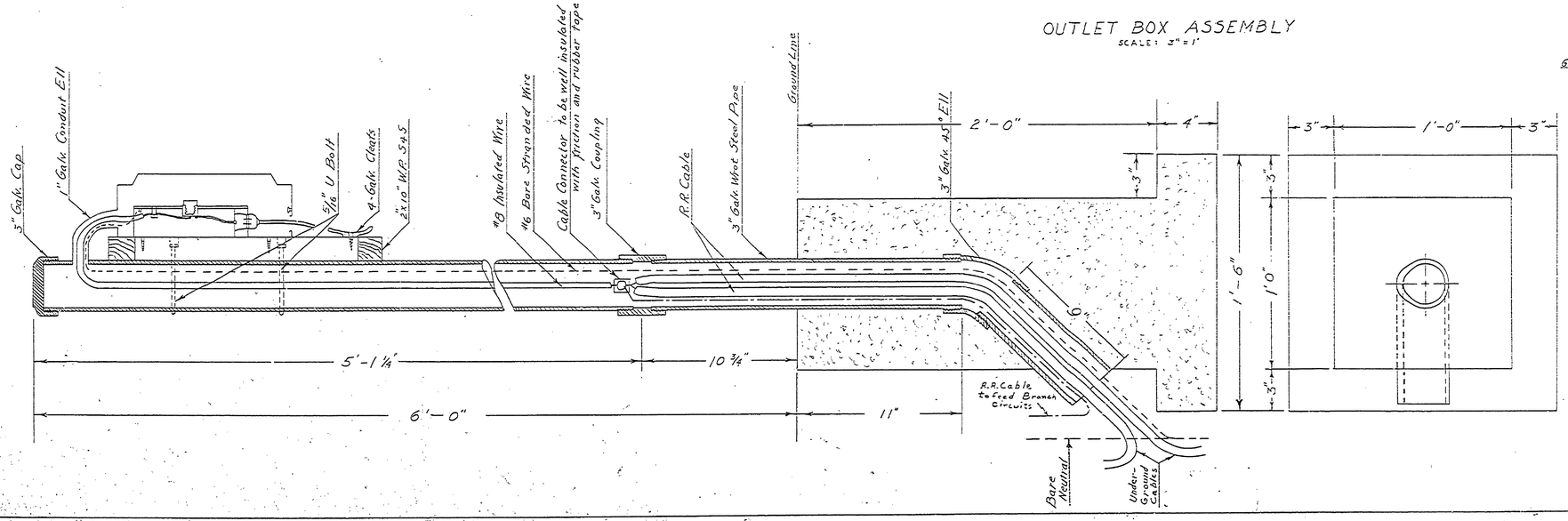

UNITED STATES
DEPARTMENT OF THE INTERIOR
NATIONAL PARK SERVICE
COOPERATING WITH
MICHIGAN
DEPARTMENT OF CONSERVATION

DRAWN BY R.R.B.	ELECTRICAL DISTRIBUTION ORCHARD BEACH STATE PARK MANISTEE - MICHIGAN	PLAN NO.
DESIGNED BY C.P.Co. - R.R.B.		SCALE AS SHOWN
CHECKED BY "	GRAPHIC SCALE ACREAGE = 57.	CAMP DESIGNATION SP-2
"		DATE 3-24-71

PREPARED BY _____ STATE PARK AUTHORITY _____ DATE _____
RECOMMENDED _____ SUPERVISOR _____ DATE _____
APPROVED _____ REGIONAL OFFICER _____ DATE _____

E-94

E-94