R-1639 COMMERCIAL BLUEPRINT SERVICE 12-70 43046

NOTE:
SUPPORT PIERS TO BE CONSTRUCTED BY DRIVING THE 15"ϕ PIPE CASING THE FULL LENGTH INTO UNDISTURBED SOIL AND THEN EXCAVATING SOIL INSIDE THE CASING AND BACKFILLING WITH CONCRETE. CONCRETE TO HAVE 28 DAY STRENGTH OF 3,000 PSI. OR GREATER.

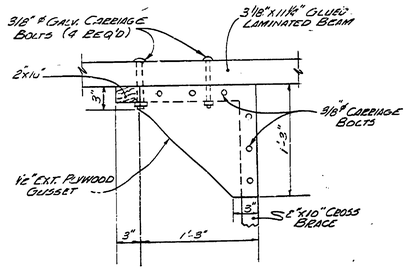

CROSS BRACING DETAIL
1 1/2" = 1'-0"

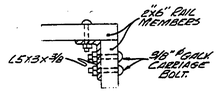

SECTION G-G
1 1/2" = 1'-0"

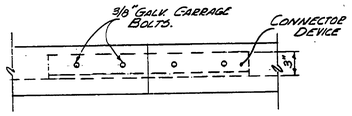

VIEW H-H
1 1/2" = 1'-0"

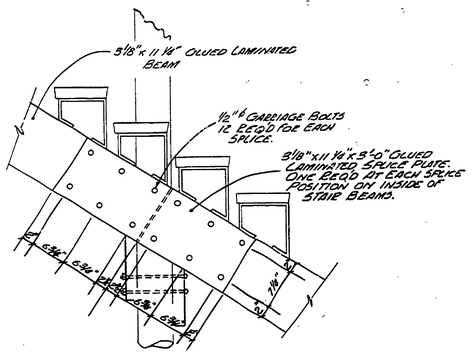

SPLICE DETAIL
(LAST FLIGHT ONLY)
1" = 1'-0"

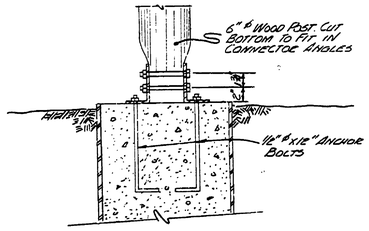

SECTION A-A
1 1/2" = 1'-0"

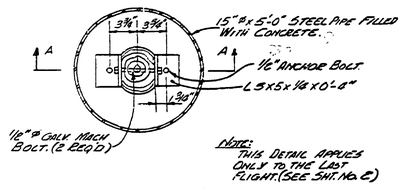

CONCRETE SUPPORT PIER DETAIL
1 1/2" = 1'-0"

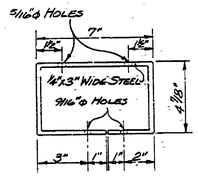

STAIR BRACKET TYPE III
3" = 1'-0"

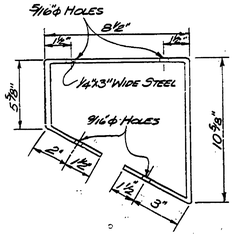

STAIR BRACKET TYPE II
3" = 1'-0"

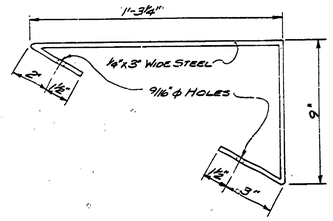

STAIR BRACKET TYPE I
3" = 1'-0"

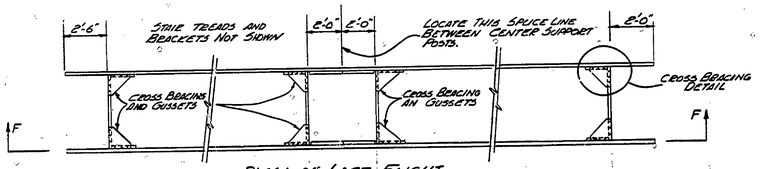

PLAN OF LAST FLIGHT
(LANDING No. 5 TO BEACH)
1/4" = 1'-0"

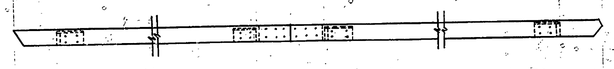

ELEVATION F-F
1/4" = 1'-0"

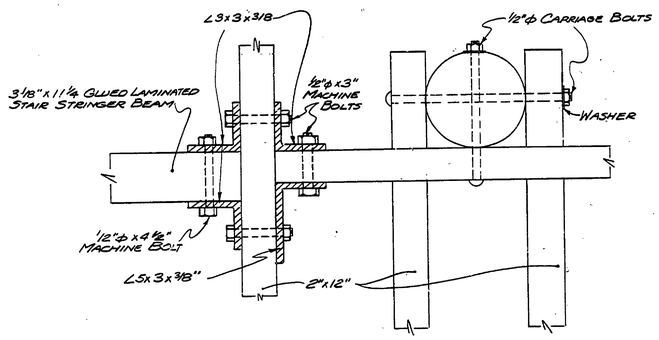

DETAIL C-C
3" = 1'-0"

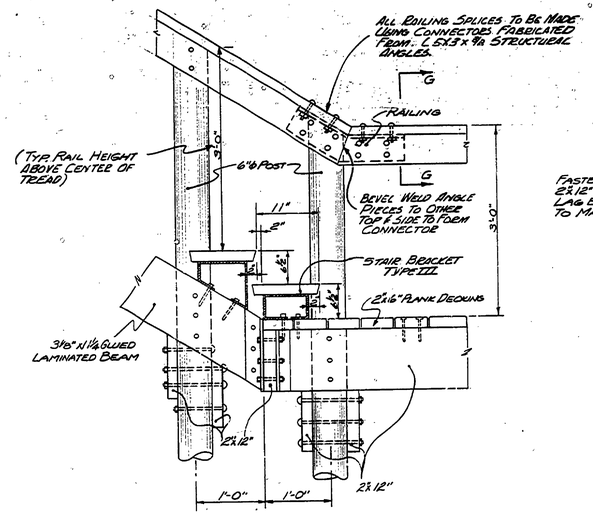

FASTEN 2"x6" PLANKING TO 2"x12" SUPPORTS WITH No. 20x5" LAG BOLTS. COUNTERBORE TO MAKE HEADS FLUSH.

HALF SECTION E-E
1" = 1'-0"

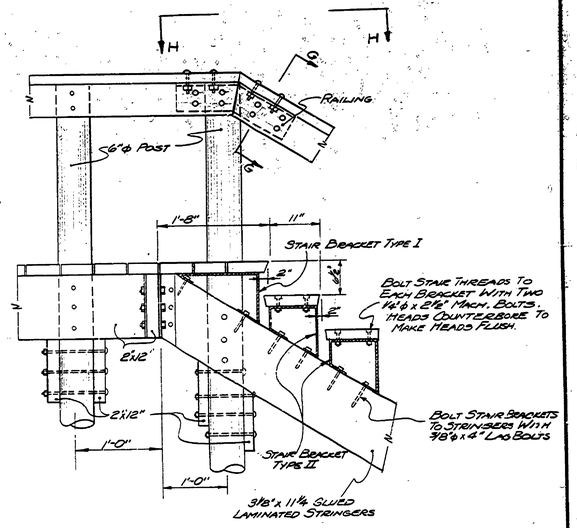

HALF SECTION E-E
1" = 1'-0"

SURVEYED BY A. McCANN	5-26-71	DRAWN BY C.E. MASSEY	6-71	NO.	DATE	BY	REVISIONS	NO.	DATE	BY	REVISIONS	MICHIGAN DEPARTMENT OF NATURAL RESOURCES	BEACH STAIRS DETAILS	AREA OR PARK ORCHARD BEACH S.P.	PROJECT NO. 24-1.02
DESIGNED BY R. HAEUSLER	6-71	CHECKED BY		1.				3.					SHEET TITLE	PROJECT BEACH STAIRS	SHEET 4 OF 4 PLAN NO. E-103
	DATE		DATE	2.				4.							