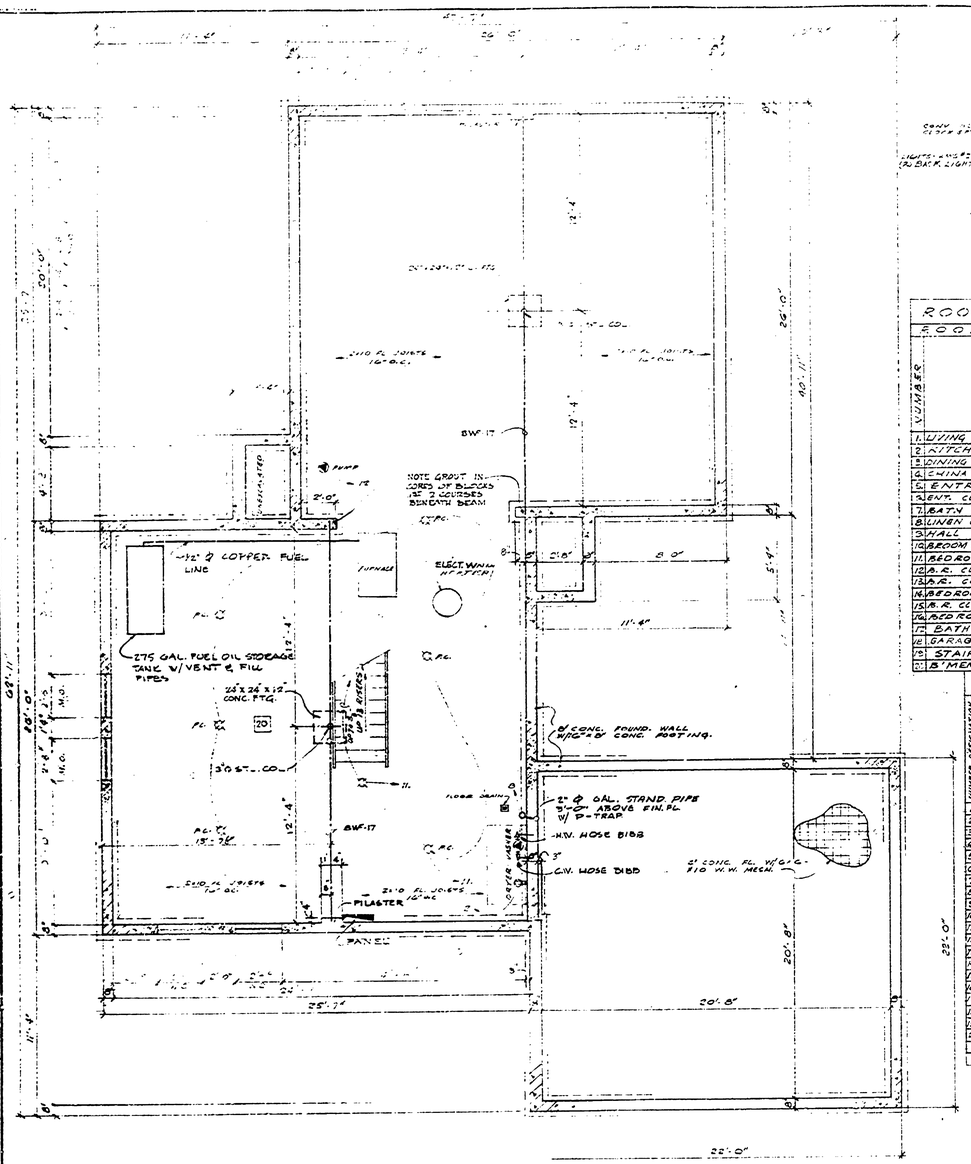

FOUNDATION PLAN
SCALE: 1/4" = 1'-0"

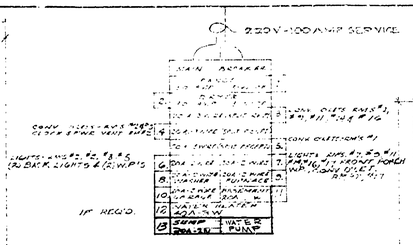

ELECTRIC SERVICE PANEL

ROOM FINISH SCHEDULE

NUMBER	ROOM	FLOOR	BASE	WALL	CEIL.	TRIM	REMARKS
1.	LIVING RM.	HARDWOOD					
2.	KITCHEN	LINOLEUM					*W/WOOD CONT.
3.	DINING RM.	CONCRETE					
4.	CHINA CAB.	WOOD					SEE DET. SHT. 4
5.	ENTRY	WOOD	BLOCK				
6.	ENTR. CLOS.	WOOD					
7.	BATH RM.			PART'WALL CONC. BLOCK			*6' TILE AT TUB
8.	LINEN CLOS.						SEE DET. SHT. 4
9.	HALL						
10.	BROOM CLOS.						W/WD. SHELVES
11.	BEDROOM						
12.	B.R. CLOS.						
13.	B.R. CLOS.						
14.	BEDROOM						
15.	B.R. CLOS.						SHELVES IN END
16.	BEDROOM						
17.	BATH RM						
18.	GARAGE						
19.	STAIR						
20.	B'MENT						

DOOR SCHEDULE

NUMBER	DESIGNATION TYPE	SIZE THICKNESS	WIDTH	HEIGHT	REMARKS
1	A	1 3/8"	2'8"	6'8"	
2	A	1 3/8"	3'2"	6'8"	
3	C	1 3/8"	2'8"	6'8"	
4	B	1 3/8"	2'8"	6'8"	
5	B	1 3/8"	2'6"	6'8"	
6	B	1 3/8"	2'4"	6'8"	
7	B	1 3/8"	2'4"	6'8"	
8	B	1 3/8"	2'4"	6'8"	
9	B	1 3/8"	2'2"	6'8"	
10	B	1 3/8"	1'6"	6'8"	
11	D	1 3/8"	1'6"	6'8"	BI-FOLD - 4 REQ'D. 6'2 NOM. OPG.
12	D	1 3/8"	1'3"	6'8"	BI-FOLD - 4 REQ'D. 5'3 NOM. OPG.
13	D	1 3/8"	1'3"	6'8"	BI-FOLD - 4 REQ'D. 5'2 NOM. OPG.
14	D	1 3/8"	1'6"	6'8"	BI-FOLD - 4 REQ'D. 4'2 NOM. OPG.
15	E	1 3/8"	3'0"	6'8"	4 PAIR SLIDING WD DR'S.
16	A	1 3/8"			4 PAIR P'VD. DRS.
17	C	1 3/8"	3'0"	7'0"	
18	C	1 3/8"	2'8"	7'0"	
19	B	1 3/8"	2'6"	6'8"	
20	A	1 3/8"	2'8"	6'8"	W/CONT. 1/2" GLASS

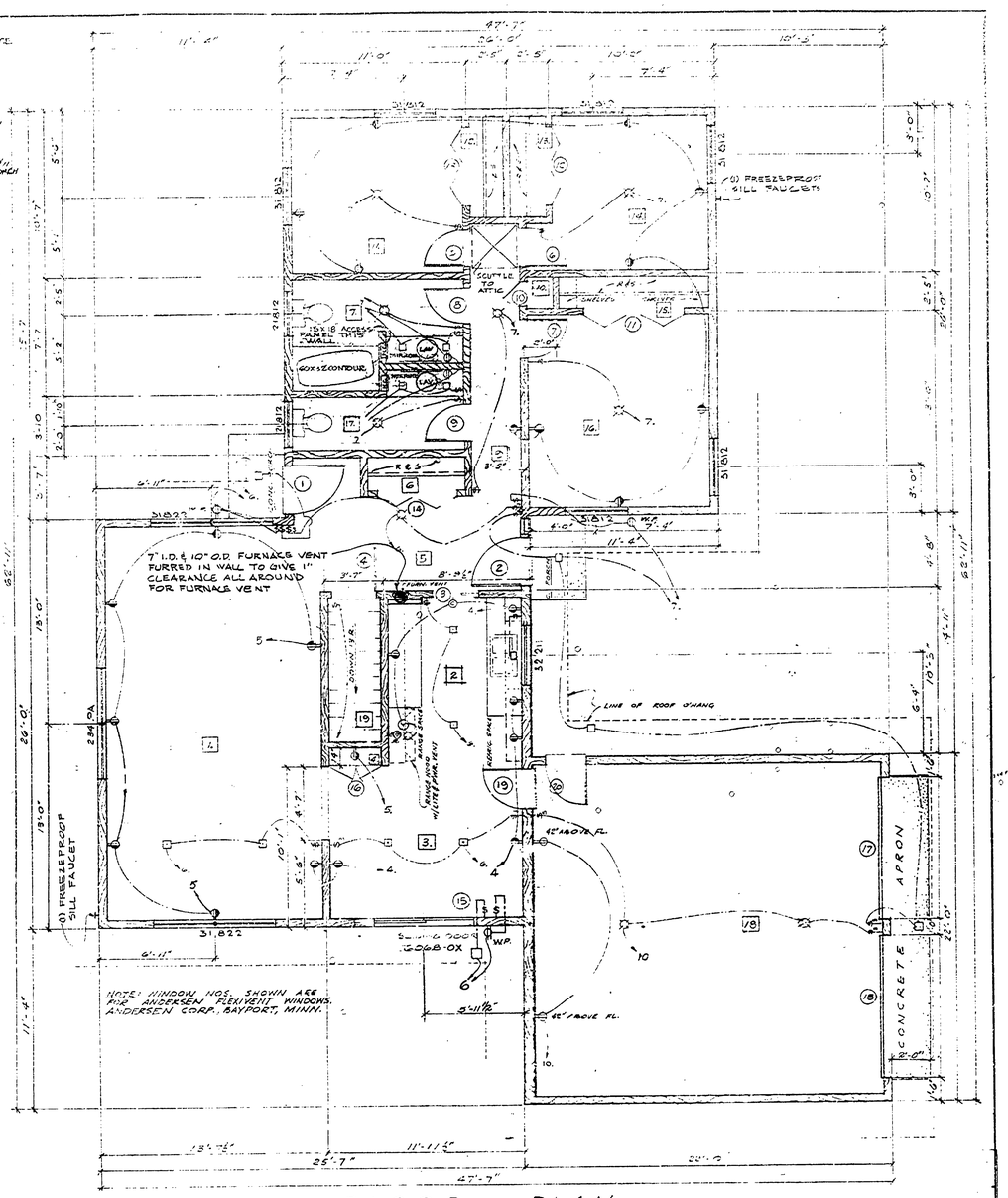

FLOOR PLAN
SCALE: 1/4" = 1'-0"

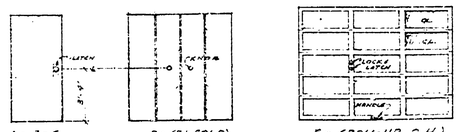

A - B - C
FLUSH, WOOD

D - (BI-FOLD)
FLUSH - WOOD

E - (ROLL-UP O.H.)
WOOD - S SECT. TYPE

DOOR TYPES

ELECTRICAL SYMBOLS

- CEILING FIXTURE
- CEILING FIXTURE (RECESSED)
- CONVENIENCE OUTLET
- CONV. OUTLET (SPLIT WIRED)
- CONV. OUTLET (WEATHERPROOF) — WP
- RANGE OUTLET — R.
- WASHER OUTLET — WASHER
- DRYER OUTLET — DRYER
- FURNACE OUTLET — FURNACE
- CLOCK OUTLET
- EXHAUST FAN
- ELECT. SERVICE PANEL
- PUMP OUTLET (IF REQ'D.) — PUMP

REVISIONS

NO.	DATE	BY
1		
2		
3		
4		
5		
6		

APPROVED — DATE

REVIEWED — DATE

ARCHITECTURAL
ENGINEERING
LANDSCAPE

DESIGNED BY W.H.G. W.L.P.
DRAWN BY G.G. 10-48
CHECKED BY W.J.C. 11-21-57

FLOOR PLAN, FOUNDATION PLAN
ELECTRICAL & SCHEDULES
SHEET TITLE

MICHIGAN
DEPARTMENT OF CONSERVATION
PARKS AND RECREATION DIVISION

HARTWICK PINES STATE PARK
RESIDENCE

SHEET NO. 2 OF 5

PROJECT NO. 24-1424

PLAN NO. A-103