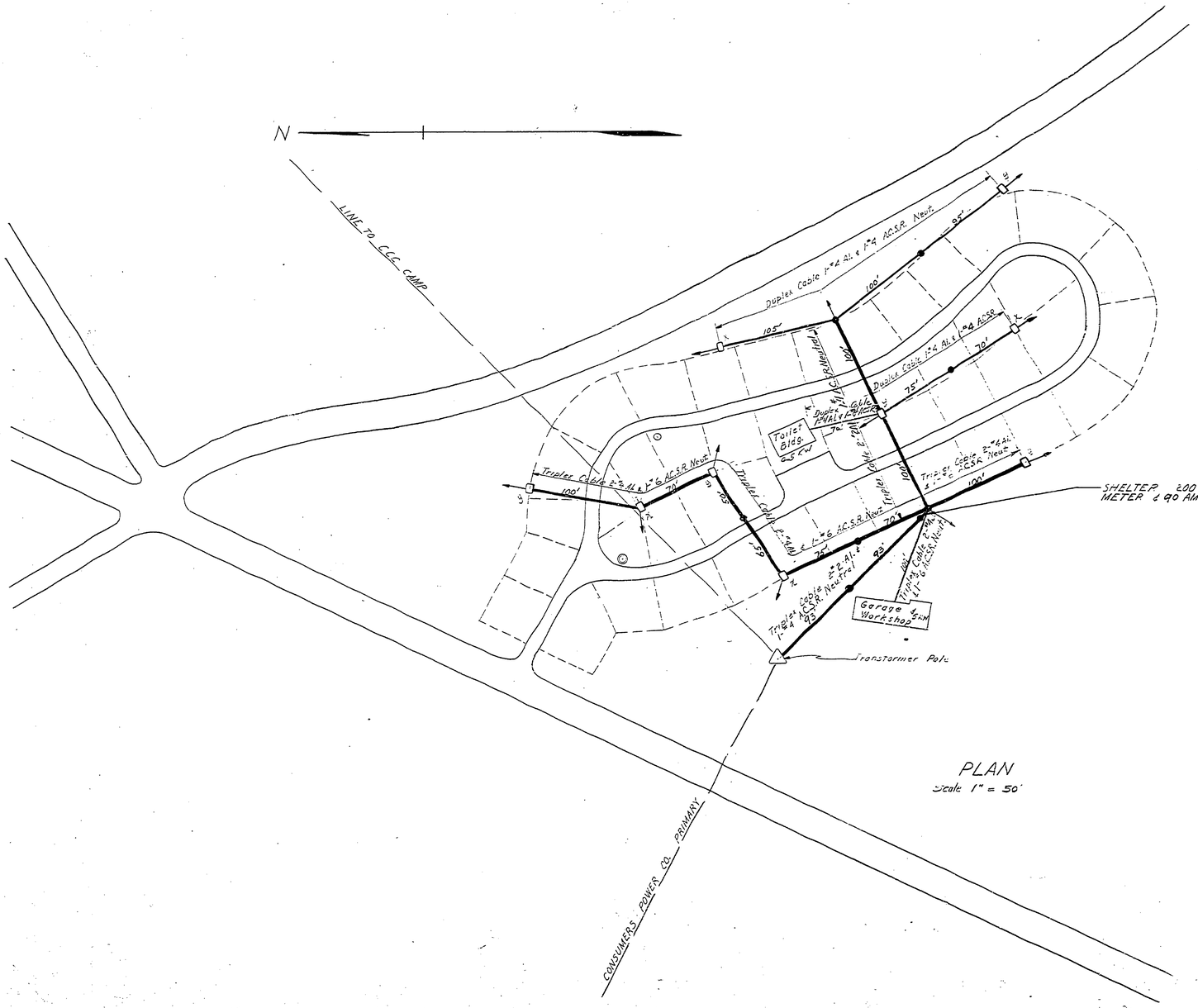

PLAN
Scale 1" = 50'

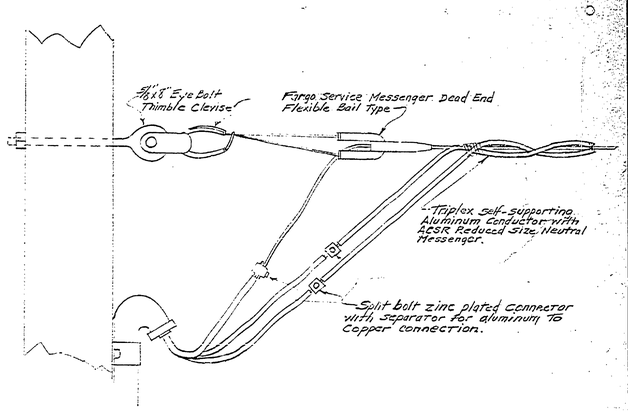

END POLE CONNECTION

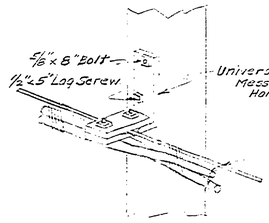

INTERMEDIATE POLE CONNECTION

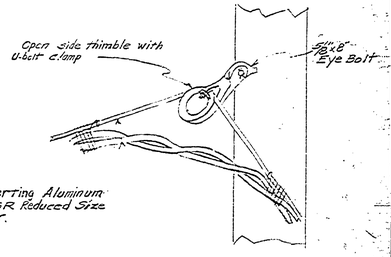

LINE ANGLE CONNECTION

CONNECTIONS FOR TRIPLEX OR DUPLEX SELF-SUPPORTING ALUMINUM CONDUCTOR WITH ACSR NEUTRAL MESSENGER

REVISIONS			
NO.	DATE	BY	
1			
2			
3			
4			
5			
6			

DRAWN BY	A.H.G.	REVIEWED BY SECTIONS	
TRACED BY		ARCHITECTURAL	J.T.R.
CHECKED BY	E.T.P. PAW.	ENGINEERING	H.O.M.
DATE	25 Feb 1952	LANDSCAPE	J.T.R.

APPROVED BY		DATE
ASSISTANT CHIEF IN CHARGE OF DESIGN		7-10-52
		7-11-52
		7-10-52

MICHIGAN
DEPARTMENT OF CONSERVATION
PARKS AND RECREATION DIVISION

HARTWICK PINES STATE PARK
ELECTRICAL DISTRIBUTION SYSTEM
Scale – As Shown

SHEET NO. 4 OF 4

PLAN NO. E-103