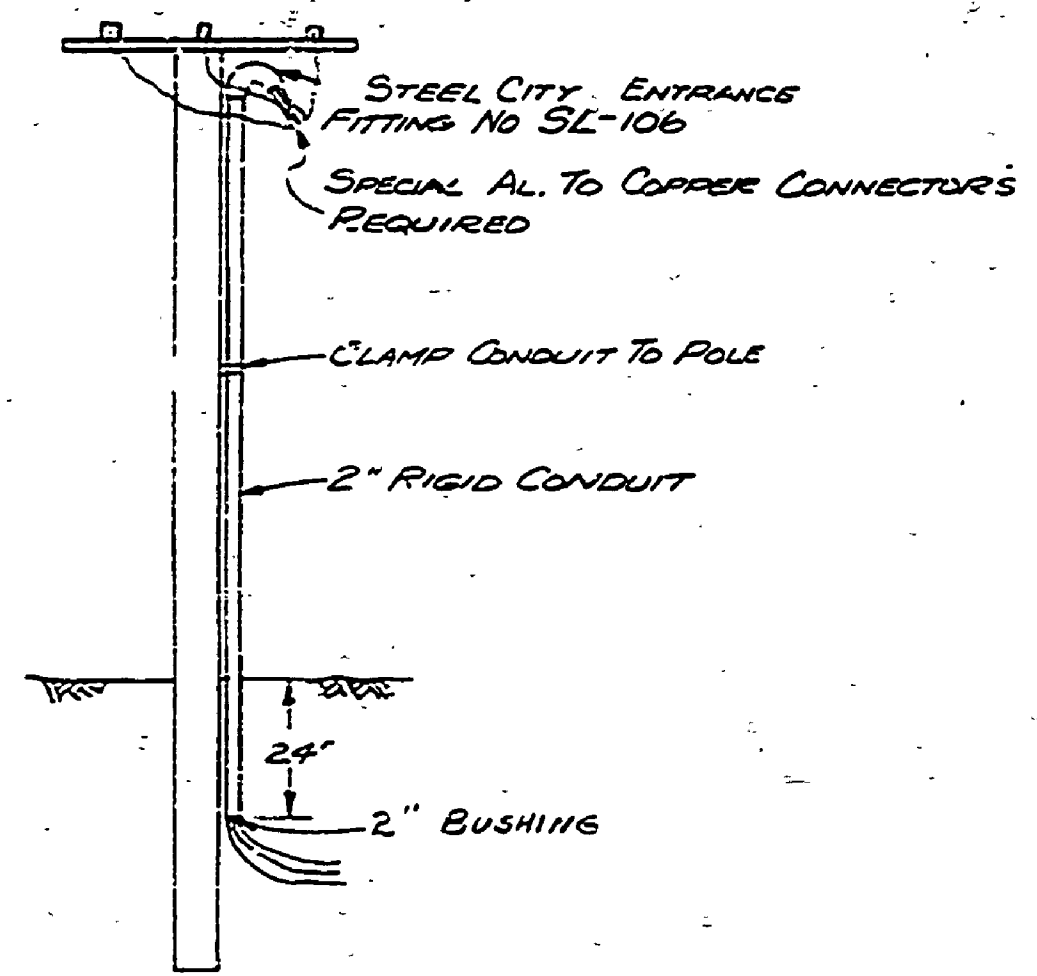
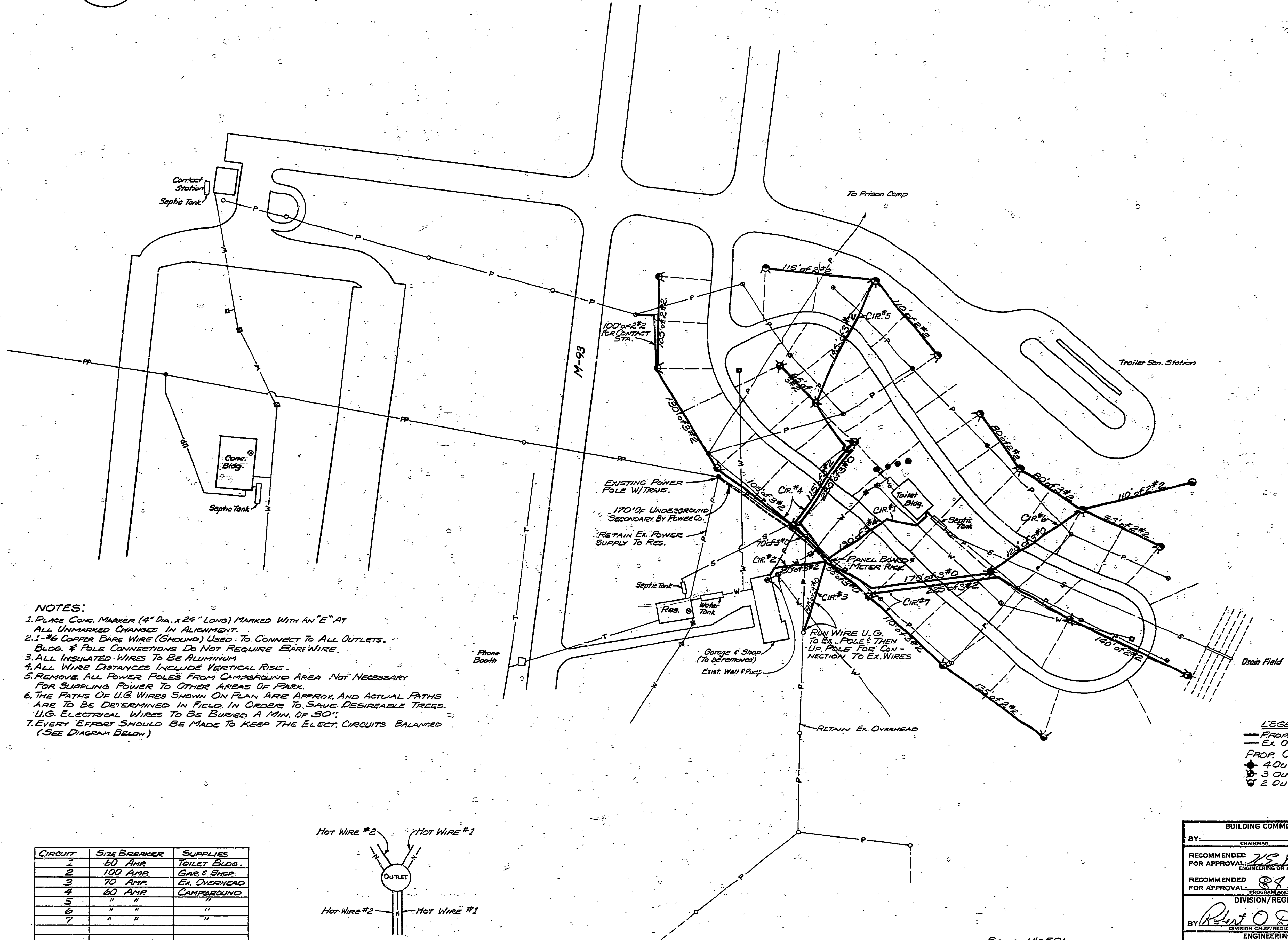


TYPICAL BLDG CONNECTION

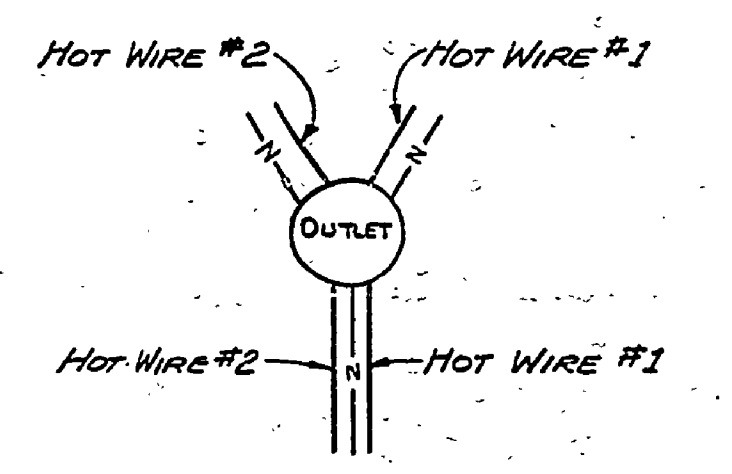


TYPICAL POLE CONNECTION



- NOTES:**
1. PLACE CONC. MARKER (4" DIA. x 24" LONG) MARKED WITH AN "E" AT ALL UNMARKED CHANGES IN ALIGNMENT.
  2. #6 COPPER BARE WIRE (GROUND) USED TO CONNECT TO ALL OUTLETS. BLDG. & POLE CONNECTIONS DO NOT REQUIRE BARE WIRE.
  3. ALL INSULATED WIRES TO BE ALUMINUM.
  4. ALL WIRE DISTANCES INCLUDE VERTICAL RISE.
  5. REMOVE ALL POWER POLES FROM CAMPGROUND AREA NOT NECESSARY FOR SUPPLYING POWER TO OTHER AREAS OF PARK.
  6. THE PATHS OF U.G. WIRES SHOWN ON PLAN ARE APPROX. AND ACTUAL PATHS ARE TO BE DETERMINED IN FIELD IN ORDER TO SAVE DESIRABLE TREES. U.G. ELECTRICAL WIRES TO BE BURIED A MIN. OF 30".
  7. EVERY EFFORT SHOULD BE MADE TO KEEP THE ELECT. CIRCUITS BALANCED (SEE DIAGRAM BELOW)

CIRCUIT	SIZE BREAKER	SUPPLIES
1	80 AMP	TOILET BLDG.
2	100 AMP	GAR & SHOP
3	70 AMP	EX. OVERHEAD
4	60 AMP	CAMPGROUND
5	"	"
6	"	"
7	"	"



CIRCUIT BALANCING DIAGRAM

- LEGEND**
- PROP. U.G. ELECT.
  - - - EX. O.H. ELECT.
  - PROP. OUTLETS
  - ◆ 4 OUTLETS
  - ▲ 3 OUTLETS
  - ▼ 2 OUTLETS

**BUILDING COMMITTEE APPROVAL**

BY: \_\_\_\_\_ DATE: \_\_\_\_\_

RECOMMENDED FOR APPROVAL: *J.S. Basler* 1-22-70  
ENGINEERING OR ARCHITECTURAL SUPERVISOR DATE

RECOMMENDED FOR APPROVAL: *R.P. Patel* 1-26-70  
PROGRAM AND PLAN COORDINATOR DATE

DIVISION / REGION APPROVAL

BY: *Robert O. Doherty* 3-9-70  
SUPERVISOR OF REGIONAL WORKERS DATE

APPROVED: *Harold M. Lee* 3-16-70  
CHIEF ENGINEER DATE

SCALE 1"=50'

DESIGNED BY <i>J. Nelson</i>	DRAWN BY <i>C.E. Massey</i>	DATE <i>12-69</i>	NO. <i>1</i> DATE <i>1-26-70</i> BY _____ REVISIONS _____	NO. <i>2</i> DATE _____ BY _____ REVISIONS _____	MICHIGAN DEPARTMENT OF NATURAL RESOURCES	ELECTRICAL PLAN AND DETAIL SHEET TITLE	AREA OR PARK <i>HARTWICK PINES S.P.</i>	PROJECT NO. <i>1048 FORCE ACCOUNT</i>
CHECKED BY _____ DATE _____	DATE _____	DATE _____	DATE _____	DATE _____			PROJECT <i>REMDEL CAMPGROUND ELECTRICAL</i>	SHEET <i>1</i> OF <i>2</i> PLAN NO. <i>E-110</i>