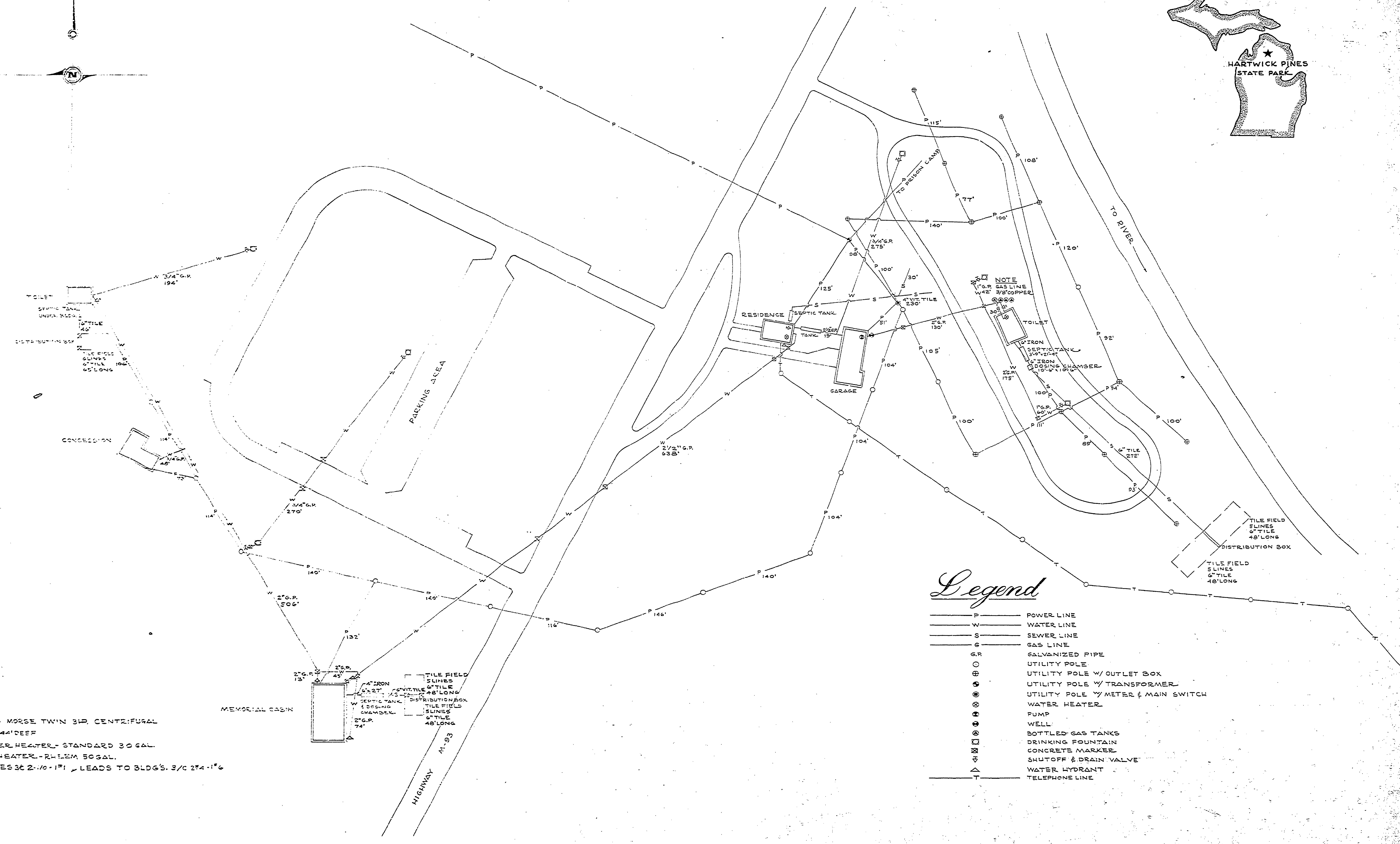
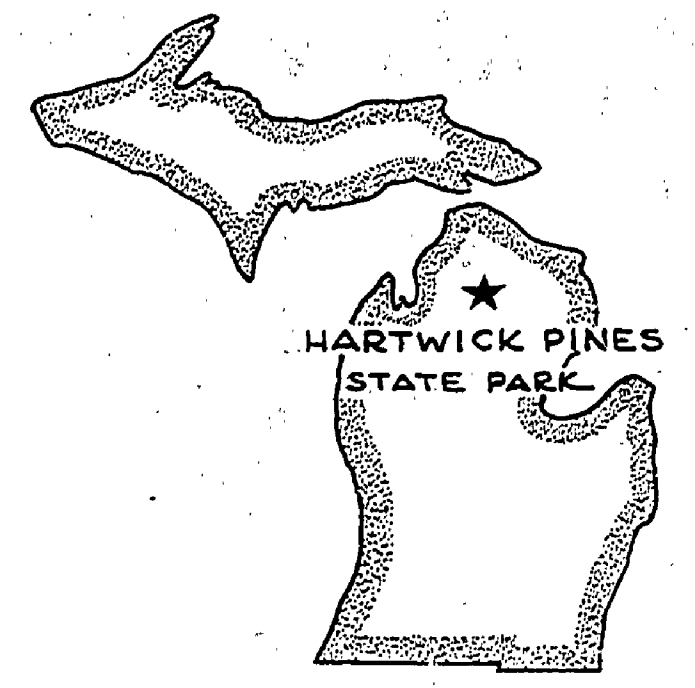
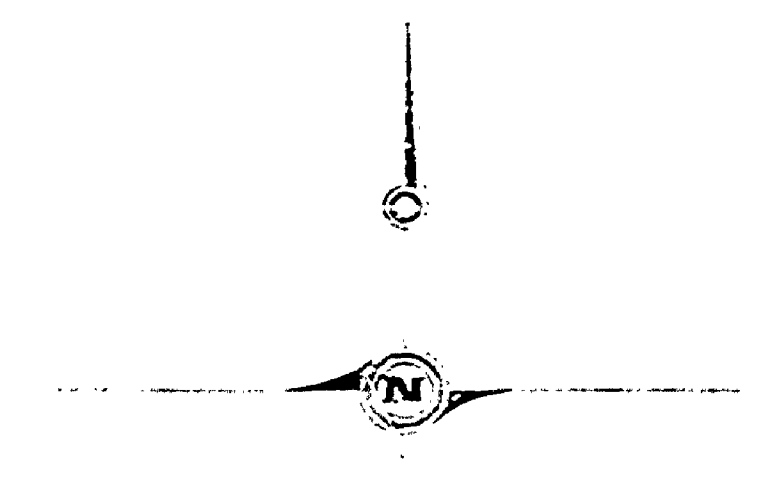


DRAWN BY J.H.W.	CHECKED BY J.R.	DATE 2-19-56	REVIEWED BY SECTIONS			REVISIONS		
			ARCHITECTURAL J.R.	DATE 4-1-58	APPROVED BY H.C.	NO.	DATE BY	DATE BY
	ENGINEERING J.R.				1		4	
	LANDSCAPE J.P.				2		5	
					3		6	



Legend

- P — POWER LINE
- W — WATER LINE
- S — SEWER LINE
- G — GAS LINE
- G.P. GALVANIZED PIPE
- UTILITY POLE
- ⊙ UTILITY POLE W/ OUTLET BOX
- ⊕ UTILITY POLE W/ TRANSFORMER
- ⊗ UTILITY POLE W/ METER & MAIN SWITCH
- ⊞ WATER HEATER
- ⊚ PUMP
- ⊛ WELL
- ⊜ BOTTLED GAS TANKS
- ⊝ DRINKING FOUNTAIN
- ⊞ CONCRETE MARKER
- ⊟ SHUTOFF & DRAIN VALVE
- ⊠ WATER HYDRANT
- T — TELEPHONE LINE

NOTES
 PUMP - FAIRBANKS MORSE TWIN 3HP. CENTRIFUGAL
 WELL - 4" CASING, 44" DEEP
 RESIDENCE WATER HEATER - STANDARD 30 GAL.
 TOILET WATER HEATER - RHEEM SOGAL.
 ELECTRICAL LINES 3C 2-10-171 LEADS TO BLDGS. 3/C 274-176

SCALE - NONE

MICHIGAN
 DEPARTMENT OF CONSERVATION
 PARKS AND RECREATION DIVISION

HARTWICK PINES STATE PARK
 UTILITY SERVICES

SHEET
 NO. 1
 OF 1

PLAN NO.
 U-1