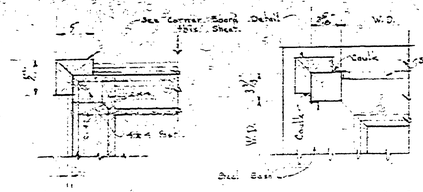

DETAIL SECTION Q-Q DETAIL "V"

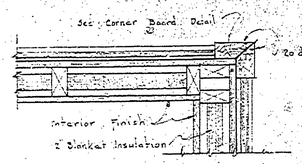

TYPICAL CORNER DETAIL "X"

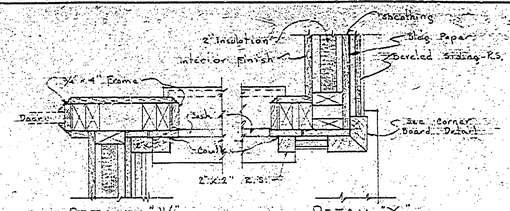

DETAIL "W" DETAIL "Y"

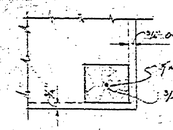

DETAIL "Z"

TRIM DETAILS
Scale 1½" = 1'-0"

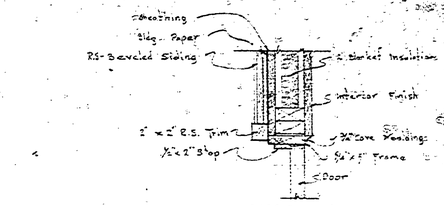

JAMB
HEAD SIMILAR
EXTERIOR DOOR DETAIL
Scale 1½" = 1'-0"

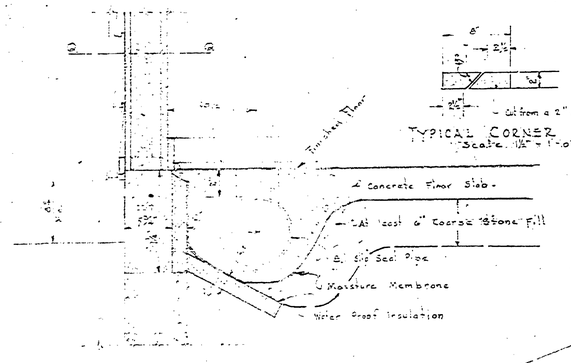

HEATING DUCT DETAIL
Scale 1½" = 1'-0"

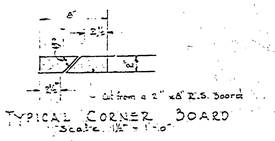

TYPICAL CORNER BOARD
Scale 1½" = 1'-0"

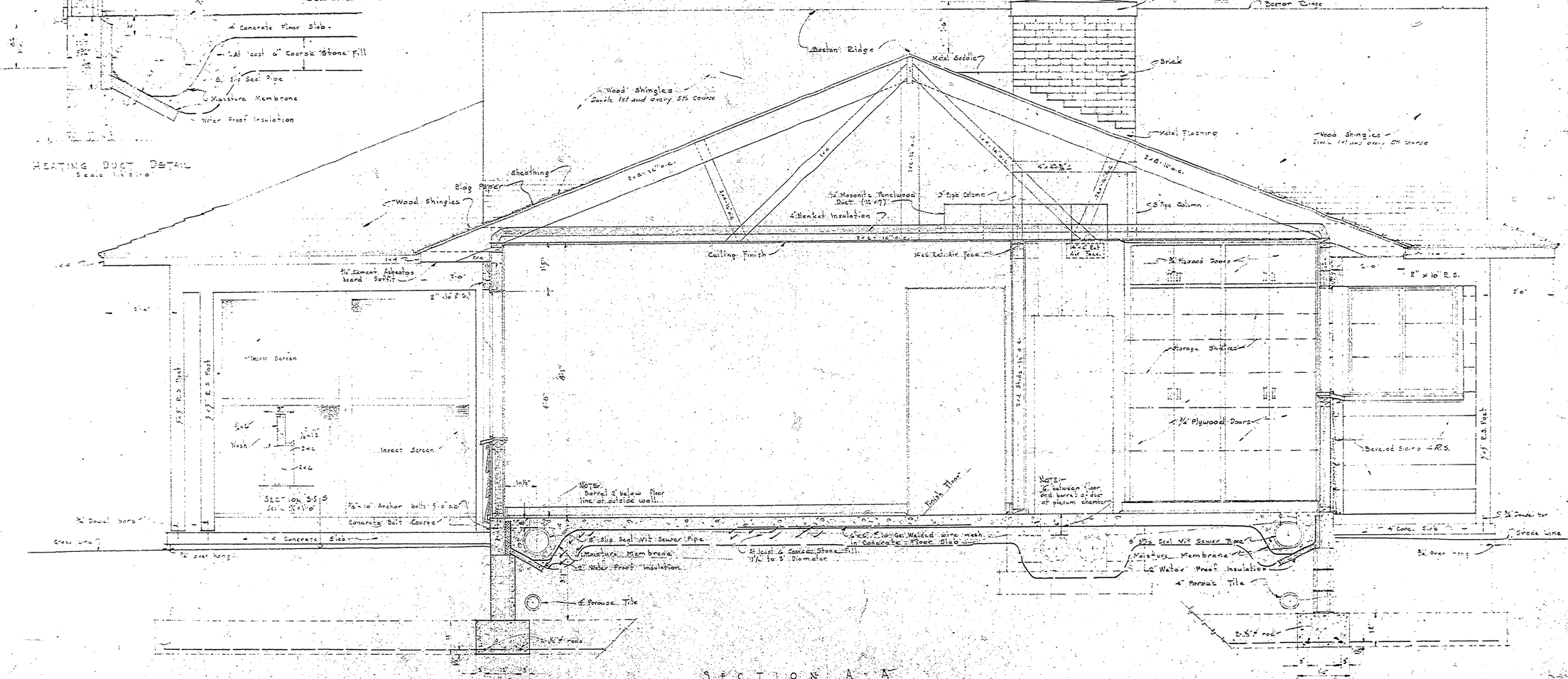

SECTION A-A
Scale ¾" = 1'-0"

NO.	DATE	BY	REVISIONS
1			4
2			5
3			6

APPROVED BY H. C. MacDonald
ASSISTANT CHIEF IN CHARGE OF DESIGN — DATE 9-5-57

REVIEWED BY SECTIONS		DATE
ARCHITECTURAL	J.I.P.	9-2-57
ENGINEERING	J.I.P.	9-2-57
LANDSCAPE	C.J.T.R.	9-2-57

DRAWN BY J.W.K.
TRACED BY W.F.R. 8/1/58
CHECKED BY
DATE

MICHIGAN
DEPARTMENT OF CONSERVATION
PARKS AND RECREATION DIVISION

WM. MITCHELL STATE PARK
MANAGER'S RESIDENCE

SHEET NO. 4 OF 7

PLAN NO. A-104