R-1638 COMMERCIAL BLUEPRINT SERVICE 3-89

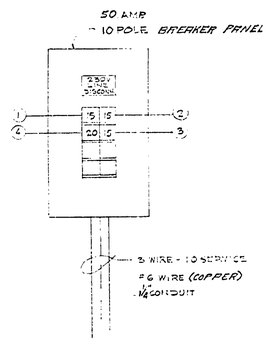

CIRCUIT DATA

1 - 115 V. - AREA LIGHTING
2 - 115 V. - AREA LIGHTING
3 - 115 V. - PIPE ALLEY LIGHTING
4 - 115 - CONV. OUTLET IN PIPE ALLEY

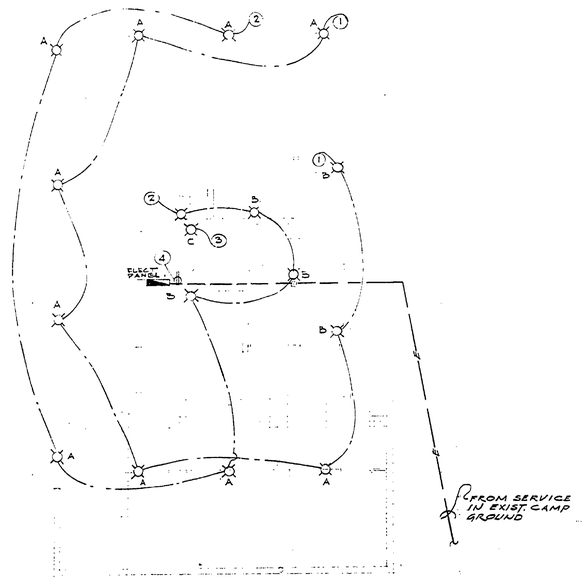

ELECTRICAL

1/4" = 1'-0

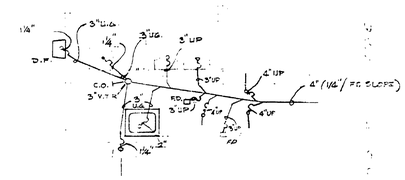

UNDERGROUND PLUMBING

1/4" = 1'-0

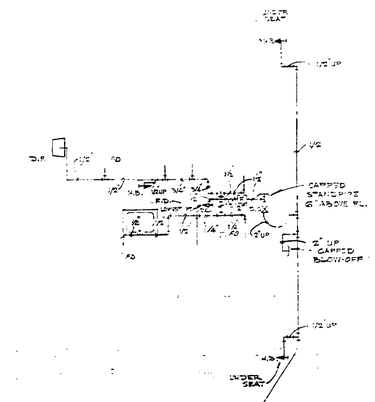

ABOVEGROUND PLUMBING

1/4" = 1'-0

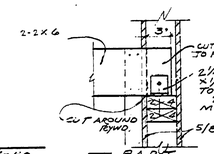

PART. SUPPORT

1/2" = 1'-0

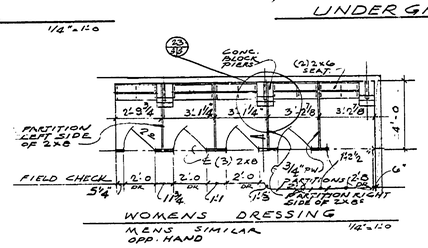

WOMENS DRESSING

MENS SIMILAR OPP. HAND
1/4" = 1'-0

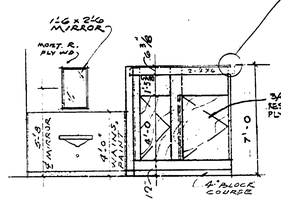

WOMENS TOILET

1/4" = 1'-0

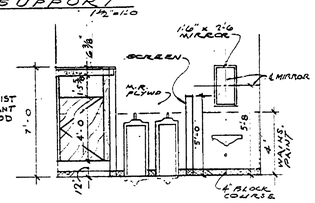

MENS TOILET

1/4" = 1'-0

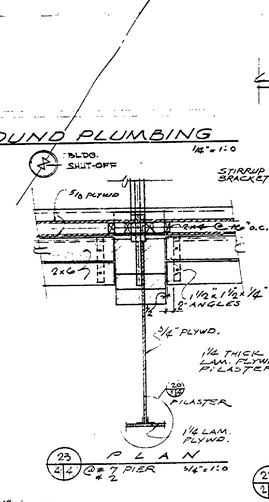

23/24 PLAN @ #7 PIER
3/4" = 1'-0

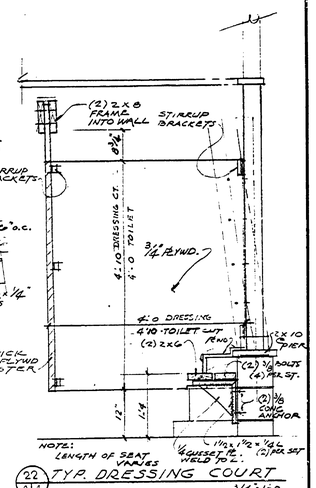

22/24 TYP. DRESSING COURT
3/4" = 1'-0

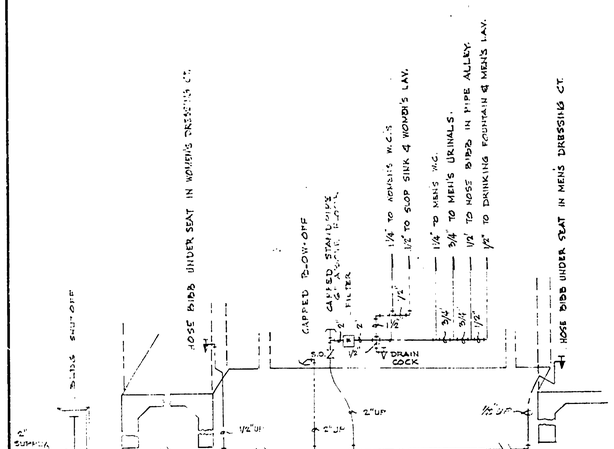

WATER SYSTEM DIAGRAM.

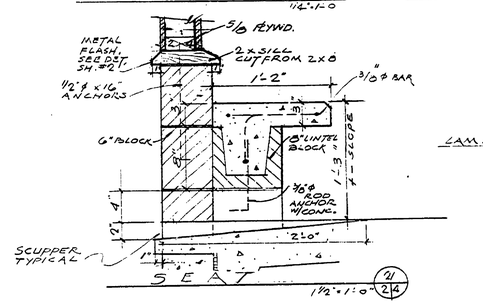

21/24 SEAT
1 1/2" = 1'-0

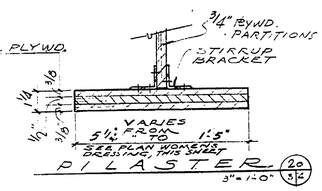

20/24 PILASTER
3" = 1'-0

FIXTURE SCHEDULE.			
SYM.	QUAN.	MFG. NO	REMARKS.
A	10	McPHILBEN R-11VT	CEILING MOUNTED
B	6	McPHILBEN 9-51	WALL MOUNTED (8'-0" MIN. MIN.)
C	1	STANDARD, PORCELAIN FOR	WALL MOUNTED WITH FOOT ACTUATOR

SURVEYED BY		DRAWN BY R. Reed & D. DP.	
DESIGNED BY		CHECKED BY	
	DATE		DATE

NO.	DATE	BY	REVISIONS	NO.	DATE	BY	REVISIONS
1.				3.			
2.				4.			

MICHIGAN
DEPARTMENT OF NATURAL RESOURCES

PLUMBING, ELECTRICAL & DETAILS
SHEET TITLE

MITCHELL STATE PARK
AREA OR PARK
DRESSING COURTS & TOILETS
PROJECT

PROJECT NO. # 1016
SHEET 4 OF 4
PLAN NO. A-105-B