R-1630 COMMERCIAL BLUEPRINT SERVICE S-88

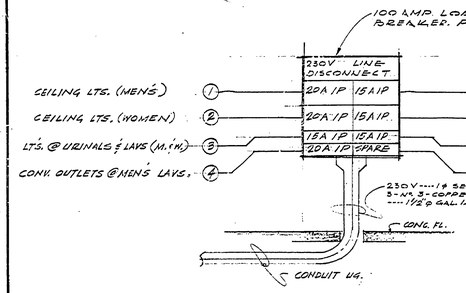

ELECT. PANEL DIAGRAM

NOTE: SWITCHES LOCATED IN PIPE ALLEY ON WL. @ LATCH SIDE OF DOOR

NOTE:
HEATING & VENTILATING SYSTEMS IN THIS CONTRACT ONLY

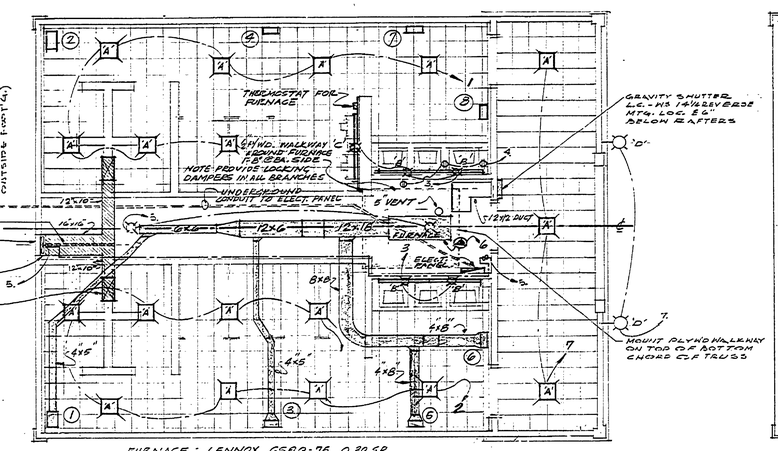

REFLECTED CEILING PLAN
ELECTRICAL & HEATING

NOTE: HEAT DUCTS SYMMETRICAL ABOUT CENTER LINE (℄)

DIFFUSER SCHEDULE

DIFF.	MFG.	MODEL	SIZE
#1	REL. MFG. PROD.	#C28L	8x4
#2	" " " "	#C28R	8x4
#3 & 4	HART & COOLEY	#92VHD	8x4
#5-6-7-8	HART & COOLEY	#92VHD	12x4

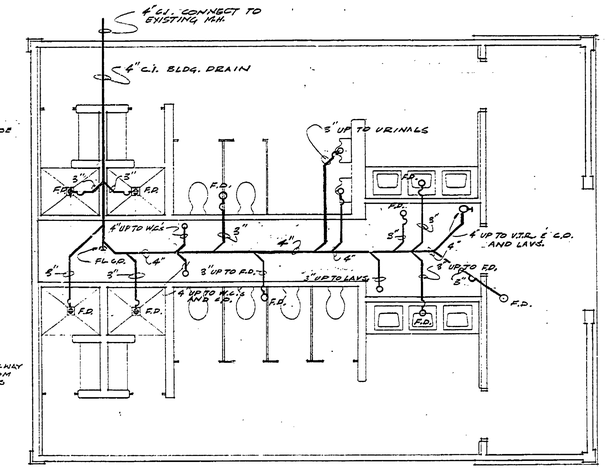

U.G. WASTE PLUMBING PLAN

NO SCALE

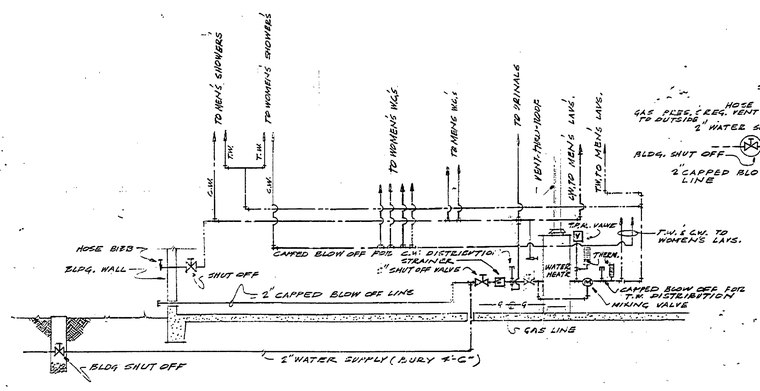

PLUMBING RISER DIAGRAM

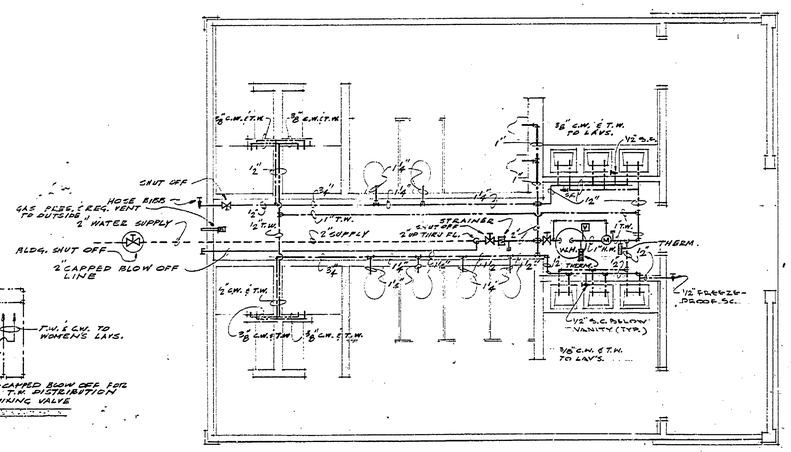

WATER SUPPLY PLAN

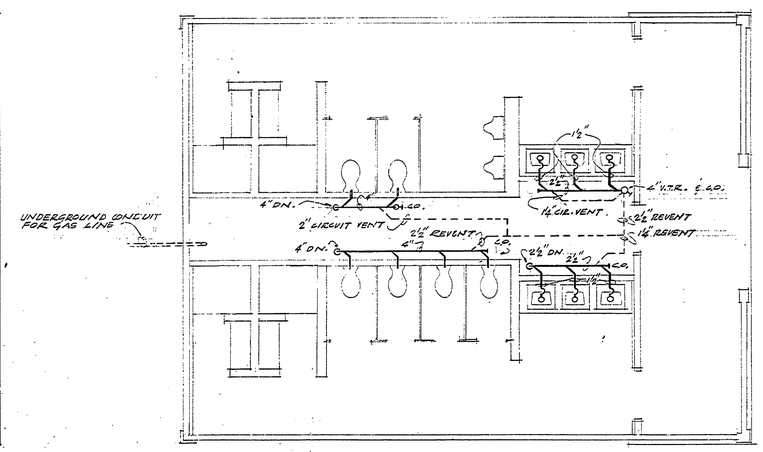

ABOVE GROUND WASTE PLUMBING

SYMBOLS & ABBREVIATIONS

- (M) MIXING VALVE
- (V) TEMPERATURE PRESSURE RELIEF VALVE
- THERM. - THERMOMETER
- (S) STRAINER
- C.W. COLD WATER
- T.W. TEMPERED WATER

SURVEYED BY		DRAWN BY J.C. 71	NO.	DATE	BY	REVISIONS	NO.	DATE	BY	REVISIONS	
DESIGNED BY		CHECKED BY	1.	7-27-71	M.H.	ADDED HEATING & VENTILATING PROJECT NO. 24-1187	3.				
DATE		DATE	2.				4.				

MICHIGAN
DEPARTMENT OF NATURAL RESOURCES

MECHANICAL
SHEET TITLE

MITCHELL STATE PK.
AREA OR PARK
TOILET & SHOWER BLDG.
PROJECT

PROJECT NO. 24-1092 & 24-1187
SHEET 5 OF 5
PLAN NO. A-108-70

'A'-SOLUX A 1FF-766
'B'-SOLUX F 250 D 231
'E'-PIPE ALLEY-PORCELAIN
'C'-F 256 D 241 (SOLUX)
'D'-ARV 63 GD (SOLUX)
ELECT. PANEL (PM 6)
I.T.E. PUSHMATIC