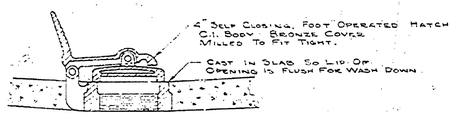

HATCH & COVER SECTION DETAIL

Model 7-G-45
Vapor Recovery Systems Co.
2800 N. Alameda
Compton, Calif.

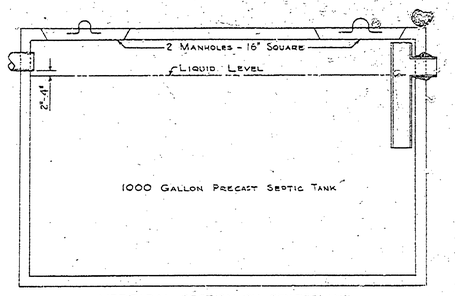

VERTICAL SECTION ON CENTERLINE

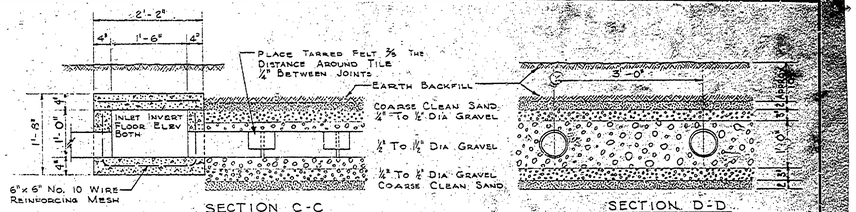

SECTION C-C

SECTION D-D

ELEVATION OF DISPOSAL FIELD
NOT TO SCALE

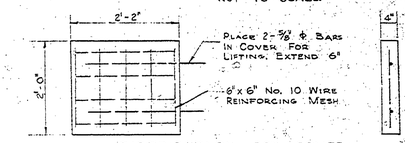

DISTRIBUTION BOX COVER
NOT TO SCALE

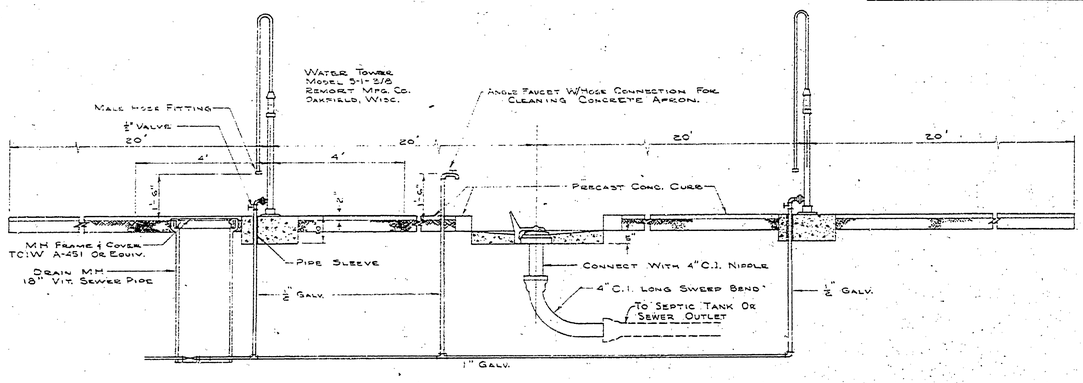

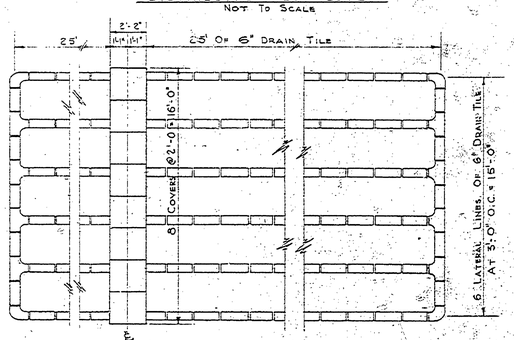

PLAN
DISPOSAL FIELD
(Not To Scale)

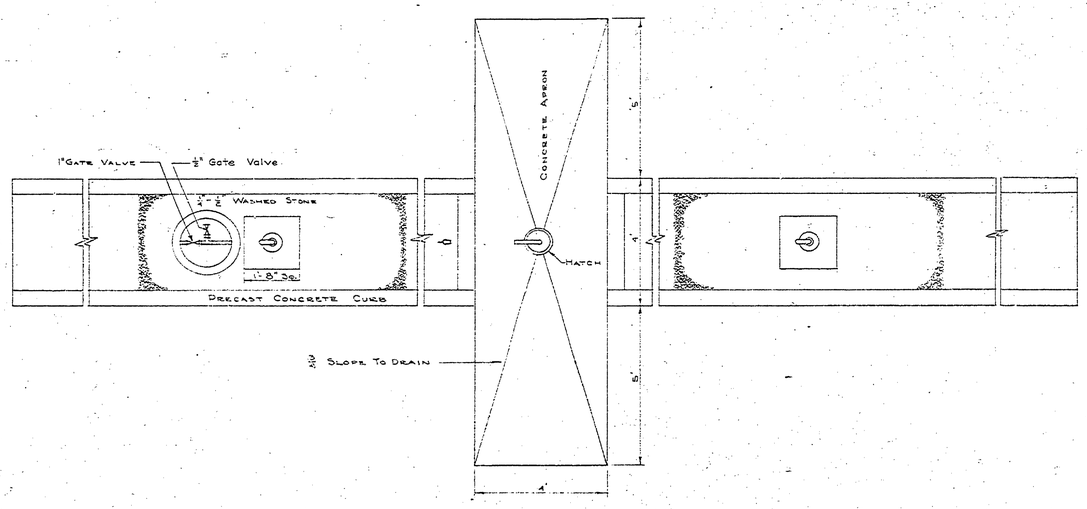

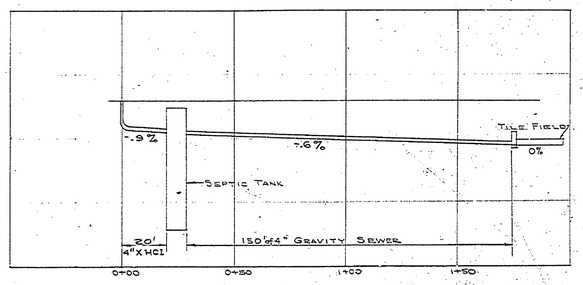

PROFILE
Scale Horz. 1" = 30'
Vert. 1" = 5'

Note - Elevations & Grades To Be Determined In Field.

REVISIONS			
4	5	6	

NO.	DATE	BY	
1			
2			
3	1-27-64		

	DATE	APPROVED
Chief Engineer, Chief of Design	1-27-64	

	DATE	REVIEWED
ARCHITECTURAL		
ENGINEERING	1-27-64	VEB
LANDSCAPE	1-27-64	MLC

	DATE
DESIGNED BY	
DRAWN BY U.Y. & D.M.C.	Dec. 63
CHECKED BY P.H.G.	Jan. 64

MICHIGAN
DEPARTMENT OF CONSERVATION
PARKS AND RECREATION DIVISION

MITCHELL STATE PARK
SANITATION STATION

SHEET NO. 3 OF 3

PLAN NO. E-104

976-012-38-C1 SHEET 6 OF