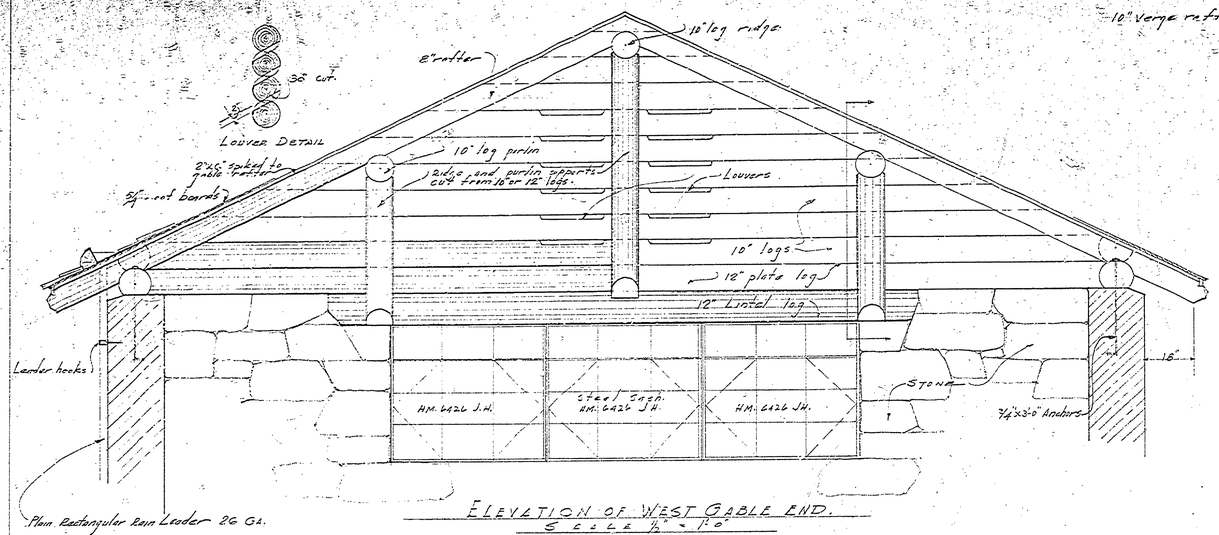

ELEVATION OF WEST GABLE END.
SCALE 1/2" = 1'-0"

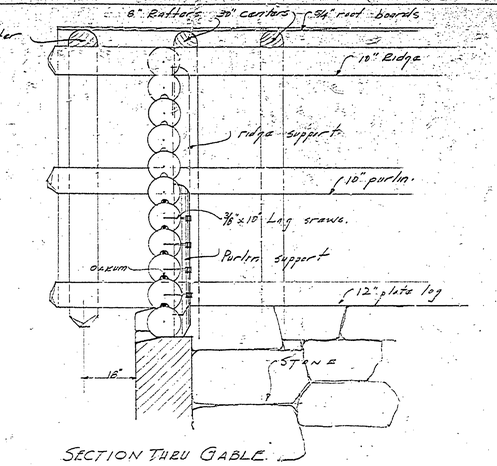

SECTION THRU GABLE.

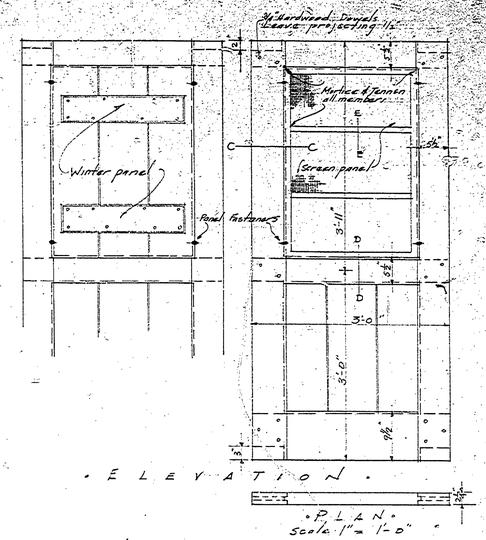

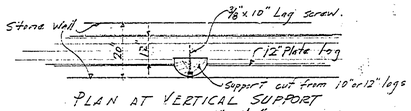

PLAN AT VERTICAL SUPPORT
SCALE 1/2" = 1'-0"

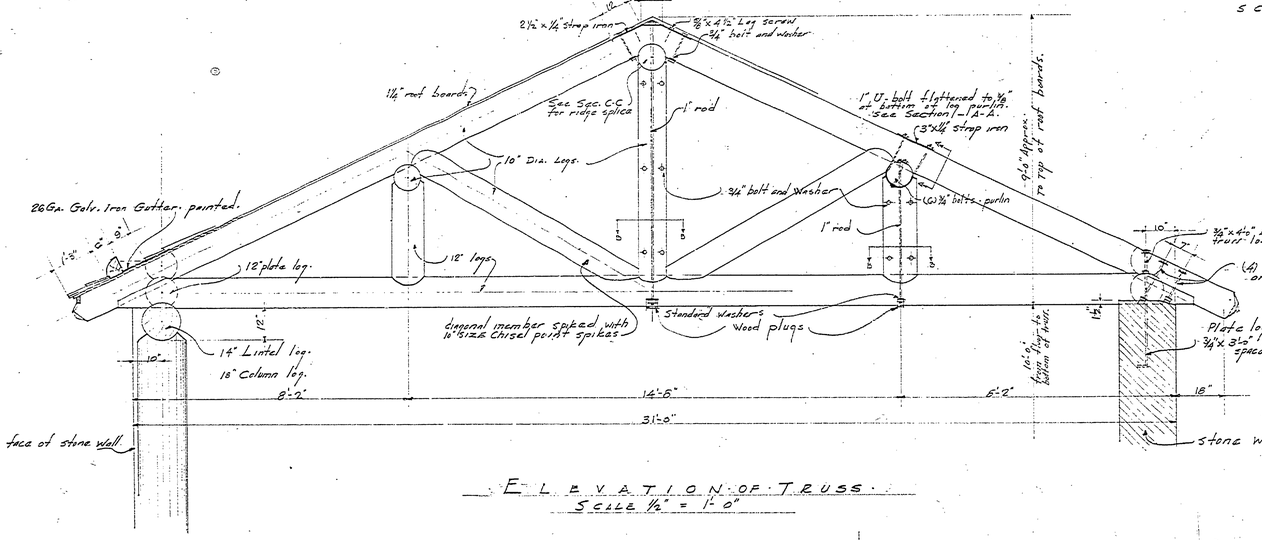

ELEVATION OF TRUSS.
SCALE 1/4" = 1'-0"

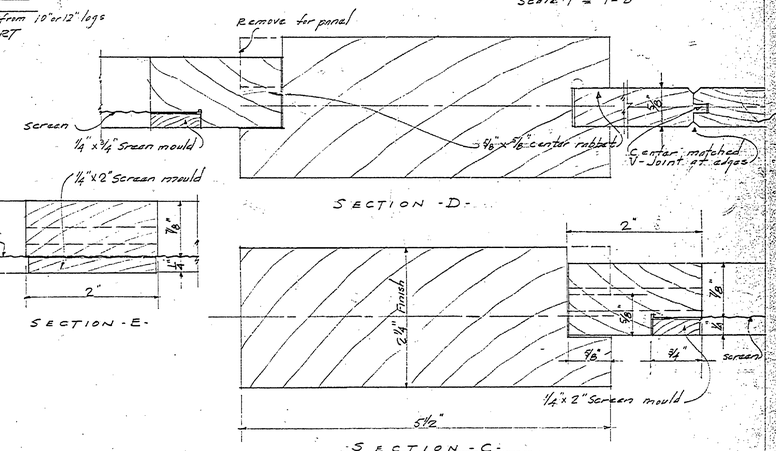

DETAILS OF EXTERIOR COMBINATION DOOR WITH SCREEN AND WINTER ENCLOSURE

NOTE: COMBINATION DOOR SHALL BE USED FOR MENS AND WOMENS TOILET ROOMS.
FIRE CHAMBER AND CONCESSION DOORS SHALL BE A TWO PANEL DOORS SIMILAR TO LOWER PANEL ON THE ABOVE DETAIL.

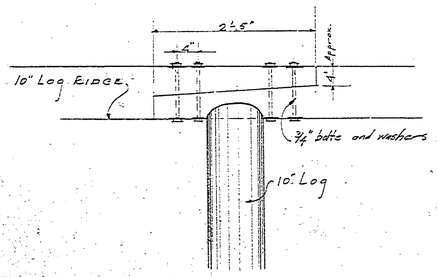

SECTION C-C.

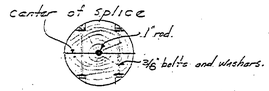

SECTION B-B.

Note: If nearby facilities are available, have all vertical truss members drilled to receive 1" rods in place of splice method.

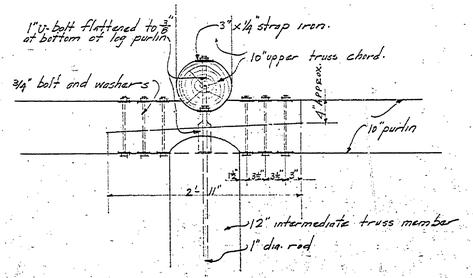

SECTION A-A

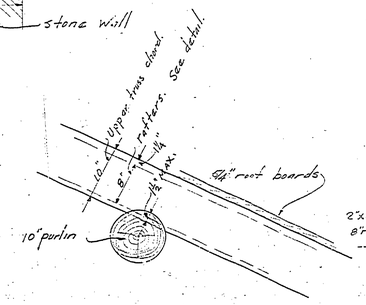

DETAIL OF RAFTER AND UPPER TRUSS CHORD BEARING ON PURLIN

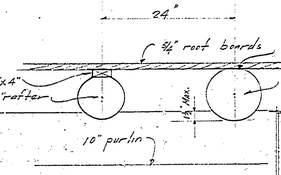

DETAILS OF TRUSS CONNECTIONS
SCALE 1" = 1'-0"

MICHIGAN
DEPARTMENT OF CONSERVATION
STATE PARKS DIVISION

A-10

Designed BY	COMBINATION SHELTER TOILET AND CONCESSION MCLAIN STATE PARK	Sheet No. 1 of 7
Drawn BY C.J.R.		Scale As Shown
Traced BY C.J.R.		Date Dec. 1941
CHECKED BY		Drawing Number

APPROVED	CHIEF PARKS DIVISION	Date
APPROVED	Inspector	Date
APPROVED		Date

Not Built