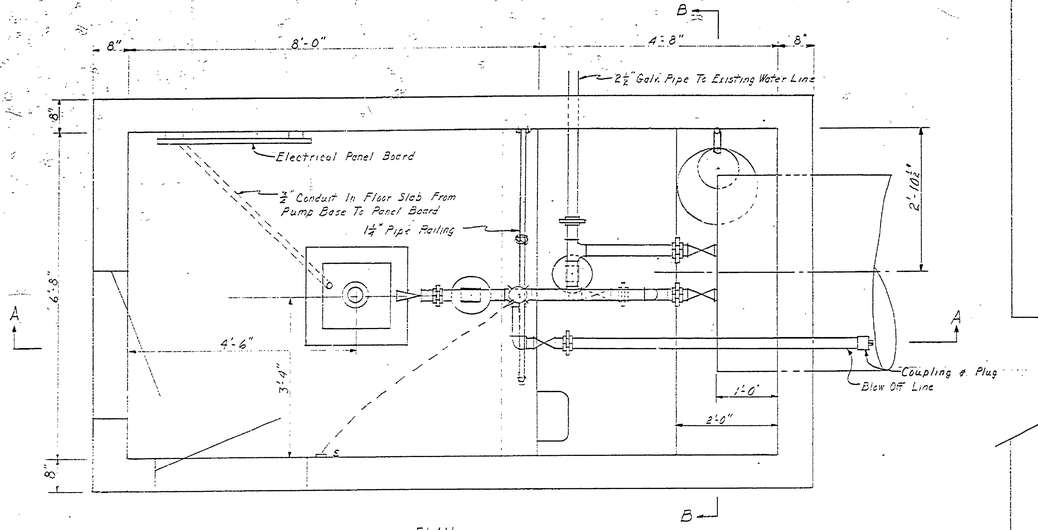

PLAN

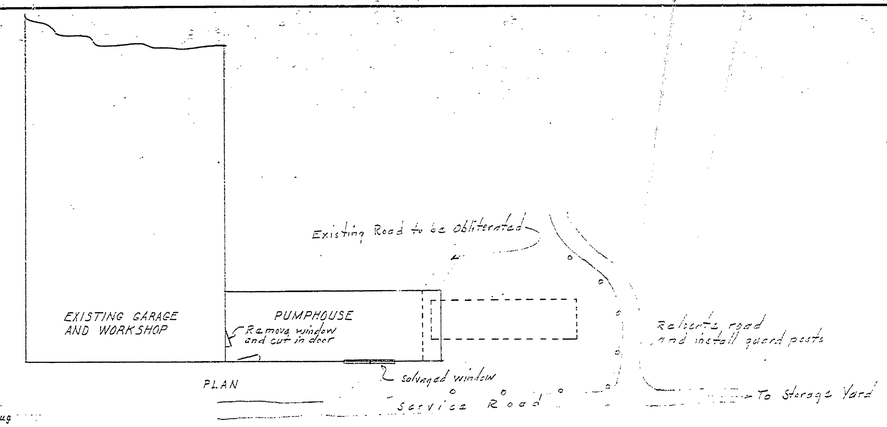

PLAN

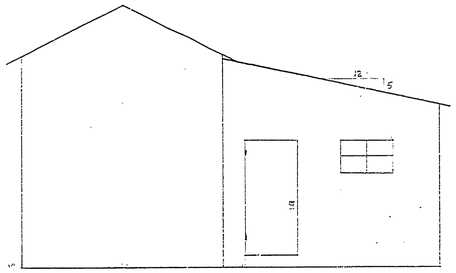

ELEVATION

Pump House Superstructure to follow lines and type of construction used in Garage and Workshop.

LOCATION OF PUMPHOUSE
Not To Scale

NOTES

Pumphouse Is To Be Attached To Existing Garage And Workshop.
Place A 2'x2' Hatch In Roof Of Pumphouse Directly Over Well
All Pipe And Fittings In The Pumphouse With The Exception Of The Sump Pump Discharge Line And The Pipe Railing, Are 2½" Galv.



PLAN

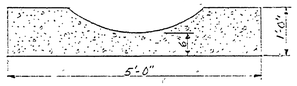

SECTION.

TANK SUPPORT DETAIL
Scale ¾"=1'-0"

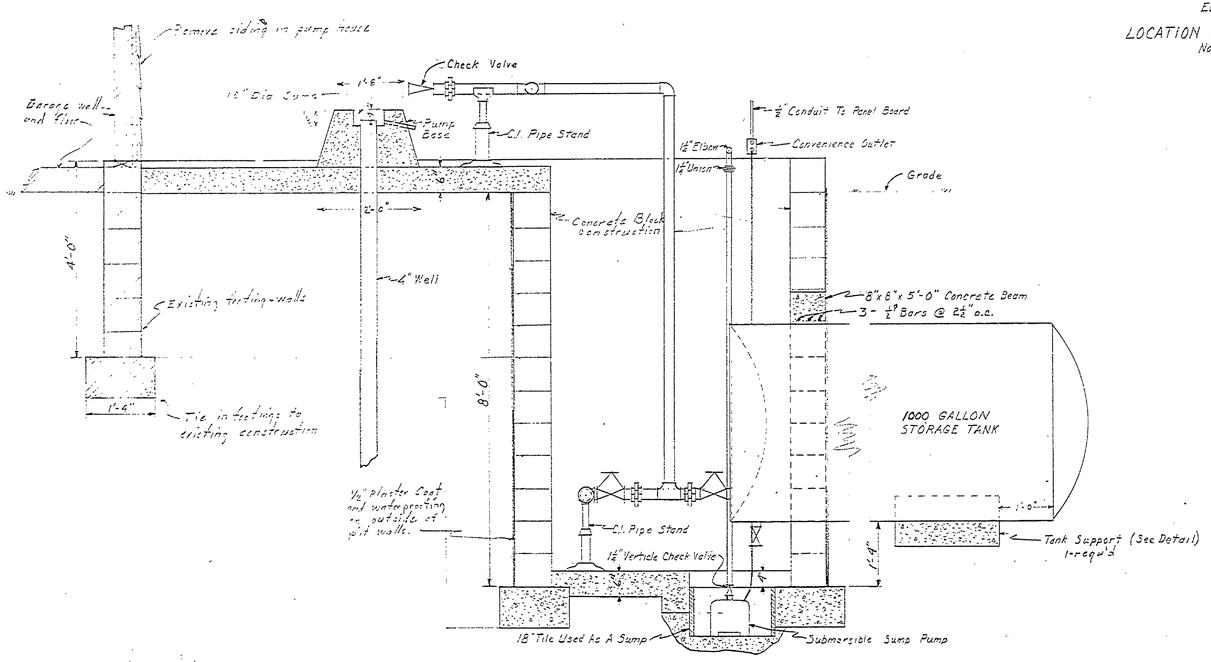

SECTION A-A WITH SUMP IN SECTION

PUMPHOUSE
Scale ¾"=1'-0"

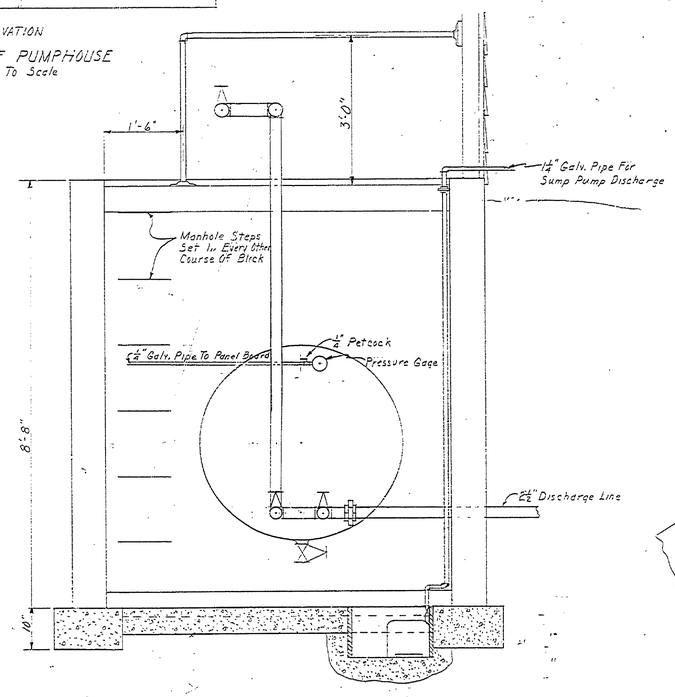

SECTION B-B

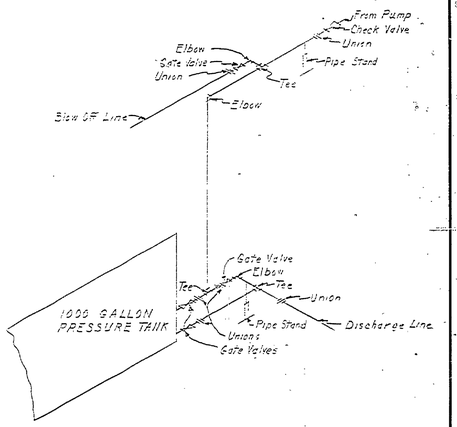

PIPING LAYOUT
Not To Scale

REVISIONS			
NO.	DATE	BY	
1			
2			
3			
4			
5			
6			

APPROVED BY	DATE
ASSISTANT CHIEF IN CHARGE OF DESIGN	8-25-53
	8-25-53
	8-25-53

REVIEWED BY SECTIONS		
ARCHITECTURAL	J.T.R.	8-25-53
ENGINEERING	H.C.M.	25 Aug 53
LANDSCAPE	J.T.R.	8-25-53

DRAWN BY	B.H.G.
TRACED BY	E. J. P.
CHECKED BY	
DATE	6 Aug. 1953

MICHIGAN
DEPARTMENT OF CONSERVATION
PARKS AND RECREATION DIVISION

OTSEGO LAKE STATE PARK
AUXILARY WATER SUPPLY
Scale As Shown

SHEET NO. 2 OF 2

PLAN NO. E-103