COMMERCIAL BLUEPRINT SERVICE 900 11-67

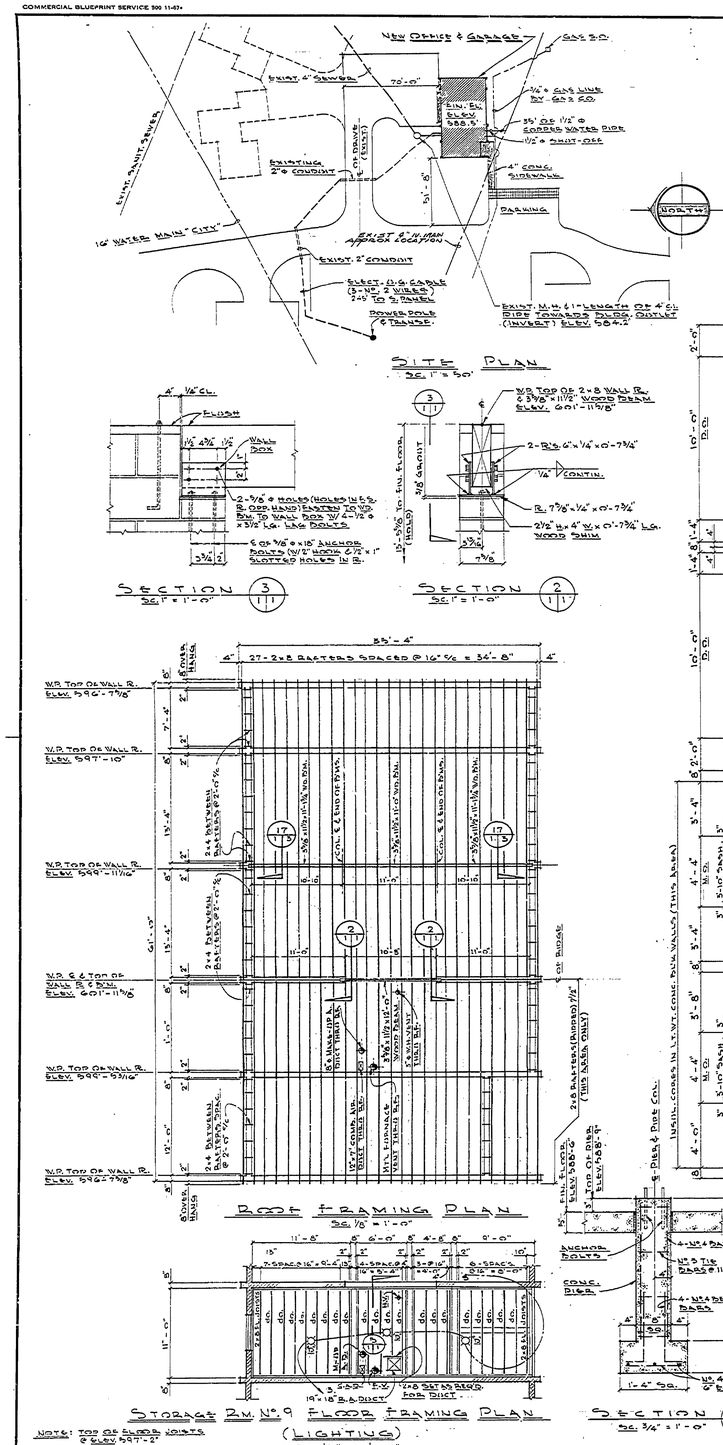

DIFFUSER SCHEDULE

NUMBER	MFGR. & No.	SIZE
1, THRU 5,	H.C. 411	2¼" x 12"
6 & 7	H.C. 411	2¼" x 10"
8	H.C. 661	8" x 3"
9 & 10	H.C. 661	8" x 4"

GRILLE SCHEDULE

No.	TYPE	MFGR. & No.	GRILLE SIZE	LOCATION	DUCT SIZE	REMARKS
A-1.	RETURN AIR.	H.C. 640H	24" x 18"	GEN. OFFICE	19" x 18"	IN WALL
A-2.	RETURN AIR.	H.C. 640H	12" x 8"	CORRIDOR	8" x 8"	IN WALL
A-3.	COND. AIR INLET	H.C. 640H	12" x 10"	UTILITY RM.	12" x 7"	JUST ABOVE FIN. FLOOR
A-4	VENT AIR OUTLET	H.C. 640H	12" x 6"	UTILITY RM.	12" x 7"	IN CEILING

LIGHTING SCHEDULE

TYPE	MFGR.	CAT. No.	No. REQ'D.	LOCATION	REMARKS
"A"	DAY-BRITE	4PS57-4	13	MGR.'S & GEN. OFFICE	
"B"	McGILLDEN	57-54	3	CORR. & EXTERIOR	
"C"	McGILLDEN	57-703	2	M. & W. TOILETS	
"D"	SPD. PORCELAIN ENAM. (WHITE)		5	UTILITY & 2ND FL. STOR. RMS.	(WITH - OUT PULL CHAIN)
"E"	DAY-BRITE	7924O-4	9	GARAGE	
"F"	DAY-BRITE	40211-2	2	STORE RM.	

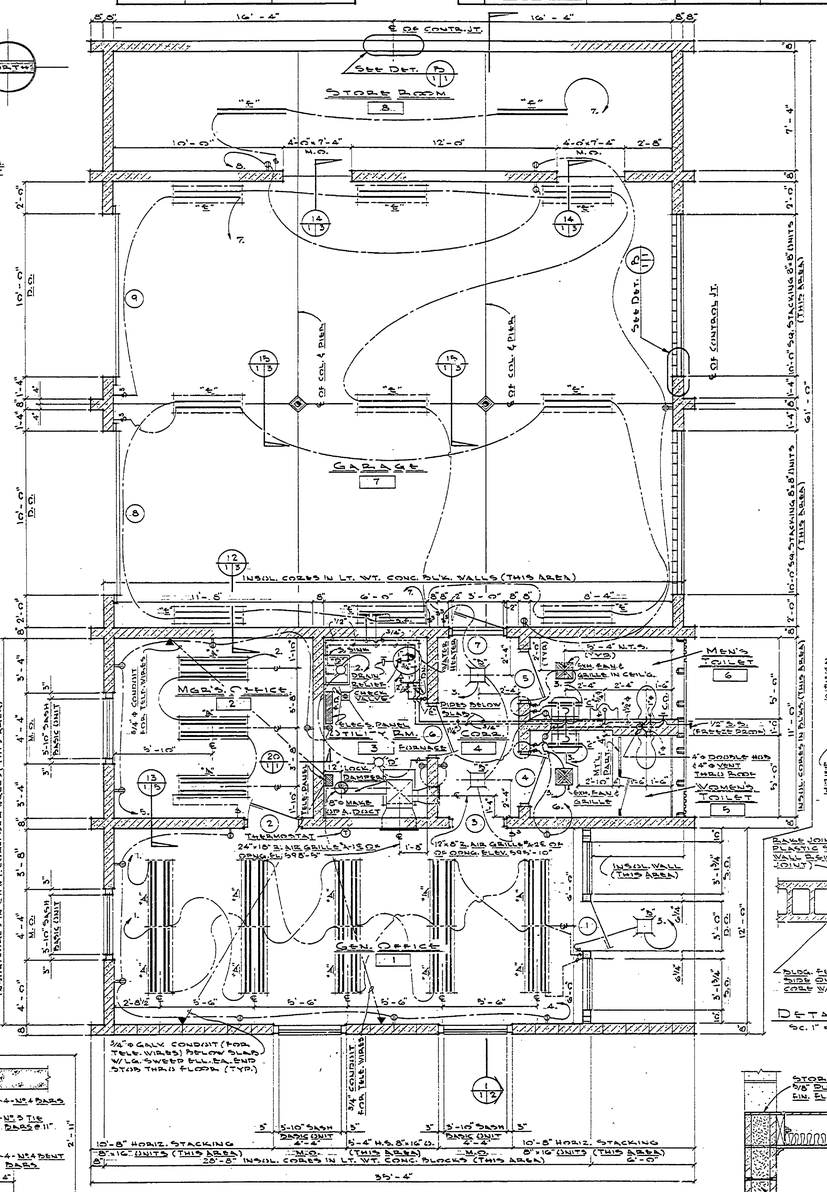

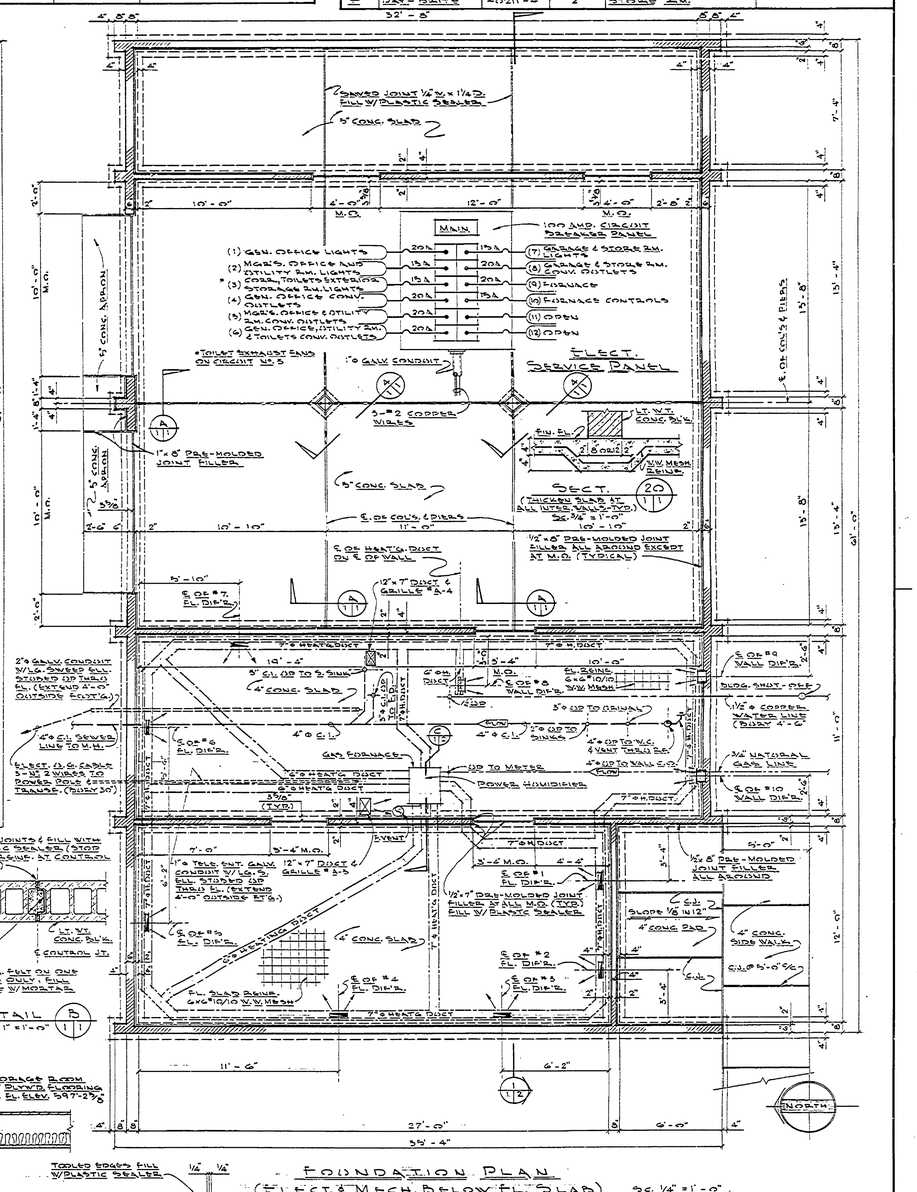

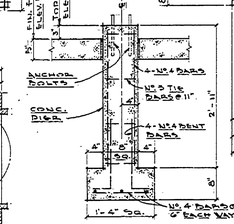

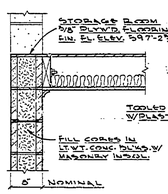

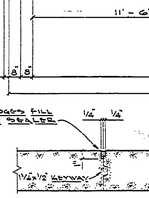

LEGEND
- COLD WATER
- HOT WATER
- NATURAL GAS
- S.C. SILL FAUCET

NOTE: ALL BLDG. SERVICE WATER PIPING SHALL BE COPPER.

BUILDING COMMITTEE APPROVAL	DIVISION/REGION APPROVAL
BY: _____ CHAIRMAN DATE	BY: Robert O. Dobson 10-28-69 DIVISION CHIEF/REGIONAL MANAGER DATE
RECOMMENDED FOR APPROVAL: W.W.G. 8-26-69 ENGINEERING OR ARCHITECTURAL SUPERVISOR DATE	ENGINEERING DIVISION
RECOMMENDED FOR APPROVAL: E. J. Postek 11/5/70 PROGRAM AND PLAN COORDINATOR DATE	APPROVED: H. C. Mankowski 10-26-69 CHIEF ENGINEER DATE

SURVEYED BY		DRAWN BY MH.		NO.	DATE	BY	REVISIONS	NO.	DATE	BY	REVISIONS
DESIGNED BY W.W.G.		CHECKED BY		1.	4/1/70	LRC.	WATER SUPPLY CHANGED	3.			
	DATE		DATE	2.	4-20-70	MH.	RELOCATED OFFICE & GARAGE BLDG. CHANGED WATER SUPPLY.	4.			

MICHIGAN
DEPARTMENT OF CONSERVATION

PLANS: DETAILS & SCHEDULES

SHEET NO. 1 OF 3
FOR PROJECT NO. DA-110-75-2499-001

PROJECT: GRAND HAVEN OFFICE & GARAGE
SHEET 1 OF 3 PLAN NO. A-106

FURNACE - A.F.C. - 75 (60,000 BTU OUTPUT) SCR CFM @ 70°F S.P. .20 (.15 D, 0.5 A) 1/2 H.P. MOTOR

TOILET FANS WITH DUCT ADAPTER & AUTO. DAMPER (VERT.) 1/60 H.P. - 117 V. - 2-REG'D.