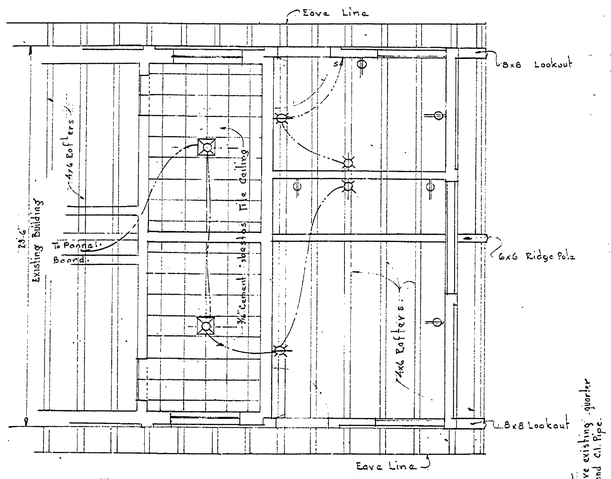

REFLECTED PLAN
ELECTRICAL LAYOUT.
Scale ¼"=1'-0"

ELECTRICAL SYMBOLS

- Recessed Ceiling Light Fixture
- Wall Bracket Light Outlet.
- Convenience Outlet
- Switch.

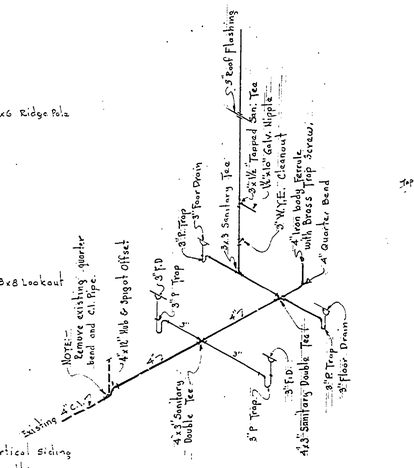

PLUMBING LINE DIAGRAM
No Scale

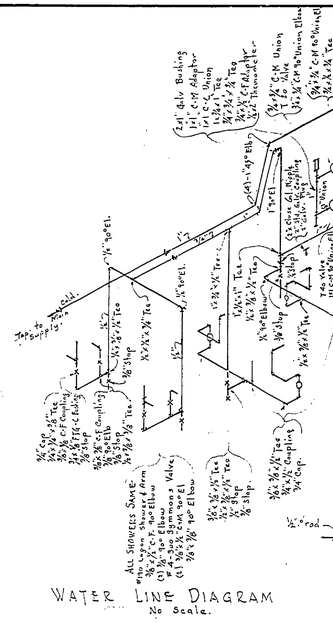
2x4 Galv. Building Ferrule
1x1 C.P. Union
1x3x1 Tee
3/4x3/4x3/4 Tee
3/4x3/4 C.P. Adapter
3/4x3/4 Female Adapter
3/4x3/4 C.P. Union
3/4x3/4 C.P. to Female El.
3/4x3/4 Tee
3/4x3/4 C.P. Adapter
3/4x3/4 Female Adapter
1" Elbow
1" Slip
1x1 C.P. Union
1x1 C.P. Tee
1x1 C.P. Adapter
1x1 Female Adapter
1x1 C.P. to Female El.
1x1 C.P. to Female Elbow
1" Elbow
1x1x3/4 Tee
1x1x3/4 C.P. Adapter
1x1x3/4 Female Adapter
1x1x3/4 C.P. to Female El.
1x1x3/4 C.P. to Female Elbow
(2) 1x1 90° Elbows