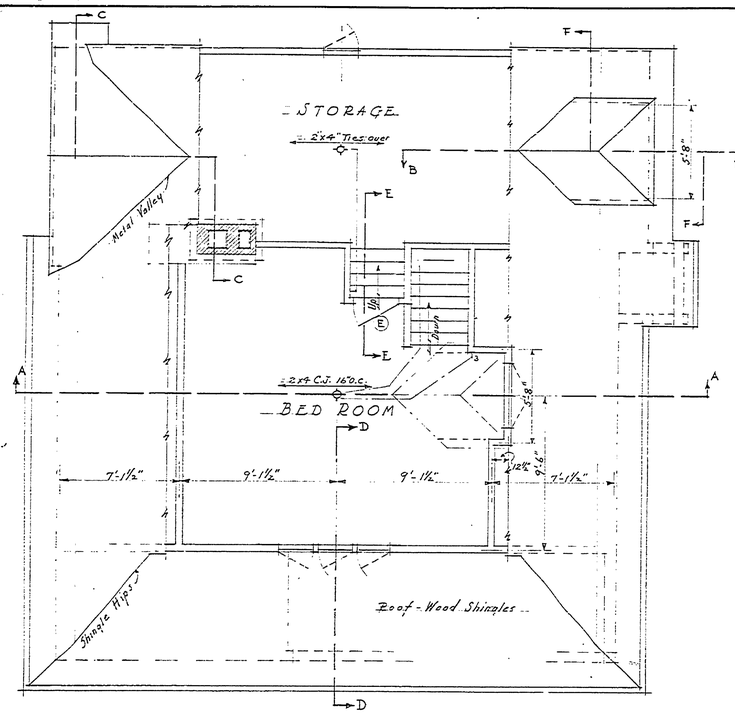

SECOND FLOOR & ROOF PLAN
Scale 1/4" = 1'-0"

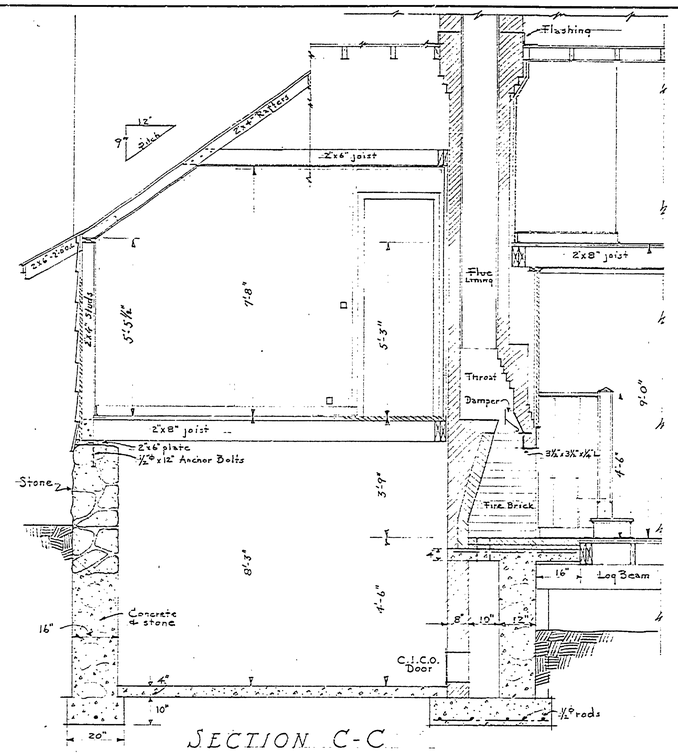

SECTION C-C

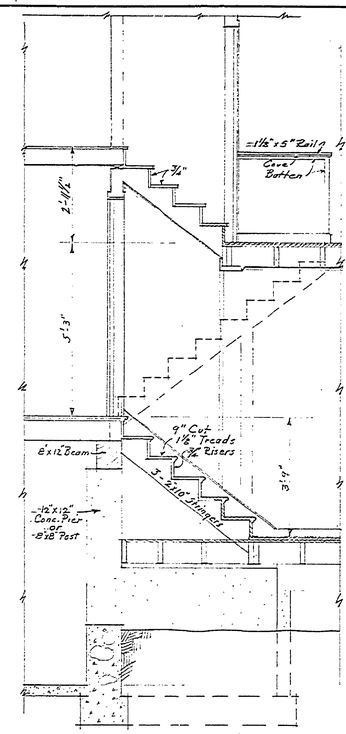

SECTION E-E

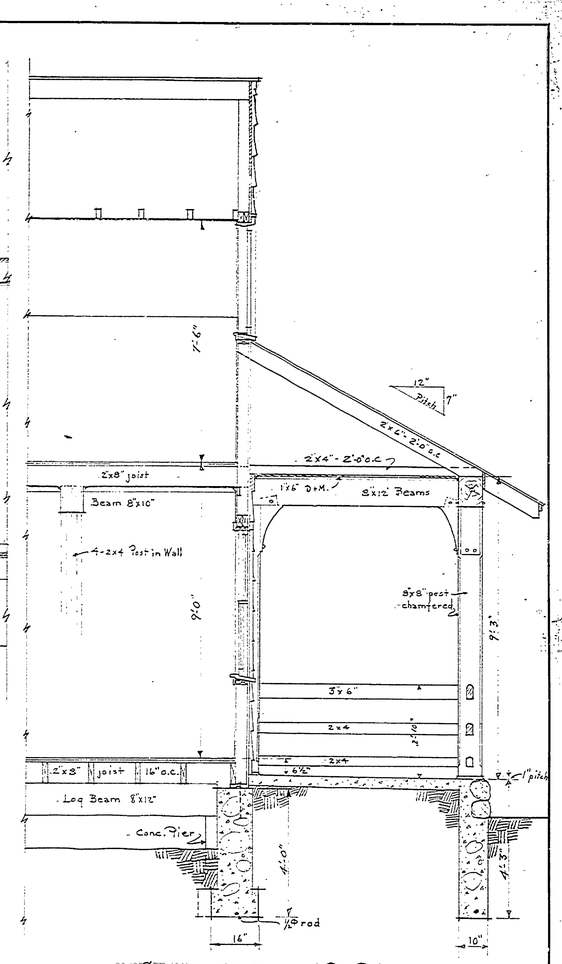

SECTION D-D
Scale 1/2" = 1'-0"

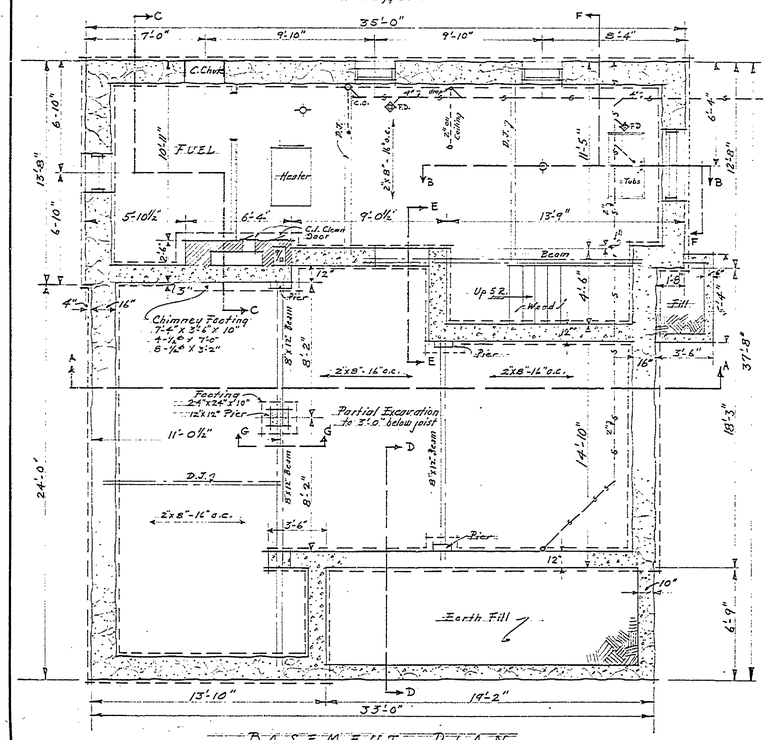

BASEMENT PLAN
Scale 1/4" = 1'-0"

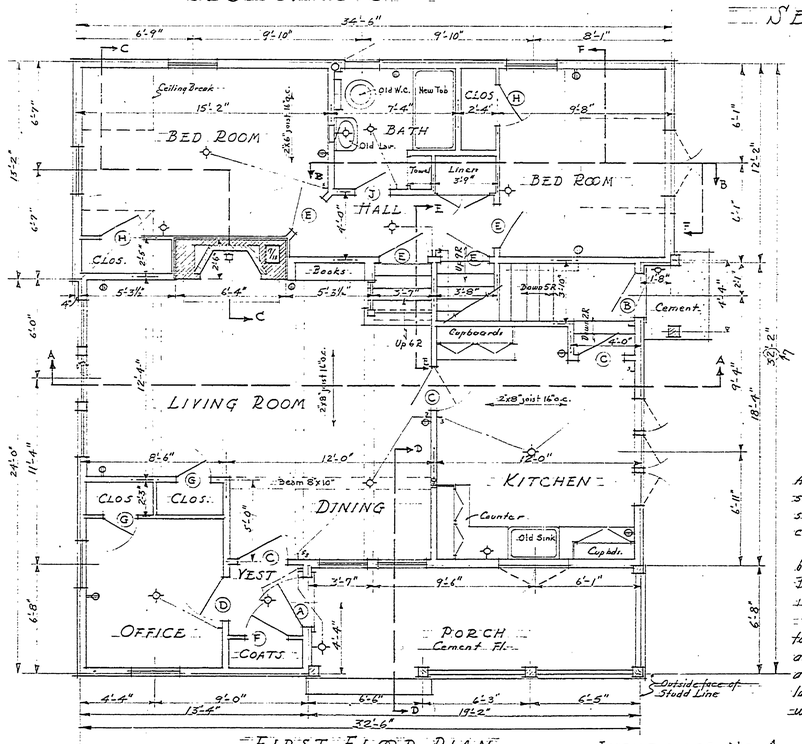

FIRST FLOOR PLAN
Scale 1/4" = 1'-0"



SECTION G-G

NOTES

All Dimension Lines on wood structure are taken from outside face line of studds to center lines of interior partitions.

All framing & sheathing to be done with salvaged materials. Beams to be made from logs in Park.

Foundation Walls below grade to be of Concrete, 1:2½:5 mix, and about 50% stones. Walls above grade to be of split stone laid up in cement mortar gauged with 10% lime.

INSURANCE No. 1

A-99

DEPARTMENT OF THE INTERIOR
NATIONAL PARK SERVICE
And
MICHIGAN
DEPARTMENT OF CONSERVATION
CO - OPERATING

BRANCH OF PLANNING — STATE PARK DIVISION

SYMBOL	BAY CITY S.P. #7 CARETAKERS RESIDENCE FOR BAY CITY STATE PARK, MICH	SHEET NO. 1 of 3
NUMBER 110		FILE NO.
DRAWN BY R.B.H.		

CHECKED		DESIGNED	R.B.Hewick
DATE	PROJECT SUPERINTENDENT	DATE 9-6-35	REG. ARCHITECT
RECOMMENDED FOR CONSTRUCTION		SUBMITTED	
DATE	FIFTH REGIONAL INSPECTOR	DATE	SUP'T. OF STATE PARKS
APPROVED FOR CONSTRUCTION		APPROVED	
DATE	FIFTH REGIONAL OFFICER N.P.S.	DATE	MICH. CONSERVATION COMM'N.