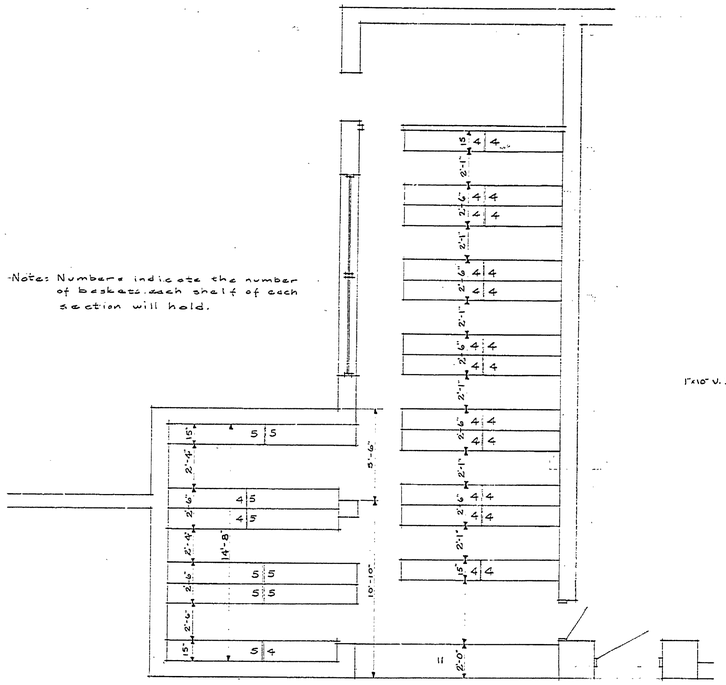

PLAN OF LAYOUT OF BASKET RACKS
Scale 1/4" = 1'-0"

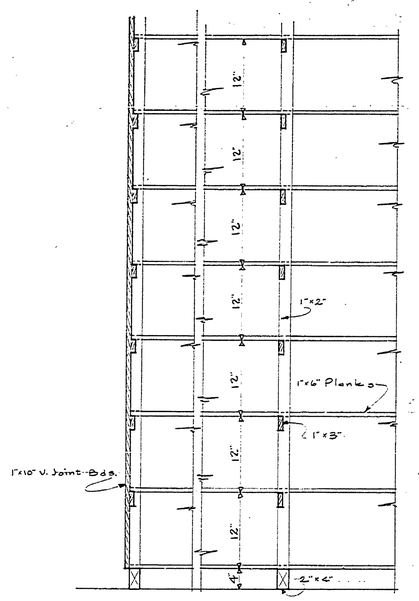

ELEVATION

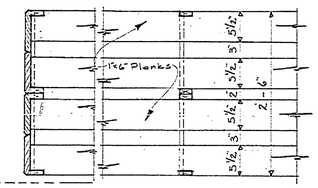

PLAN

DETAIL OF BASKET RACKS
Scale 1" = 1'-0"

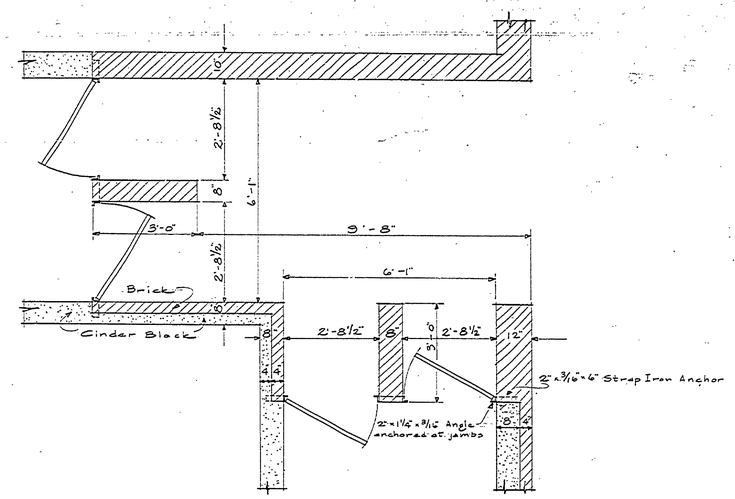

PLAN DETAIL AT DRESSING ROOM ENTRANCES
Scale 1/2" = 1'-0"

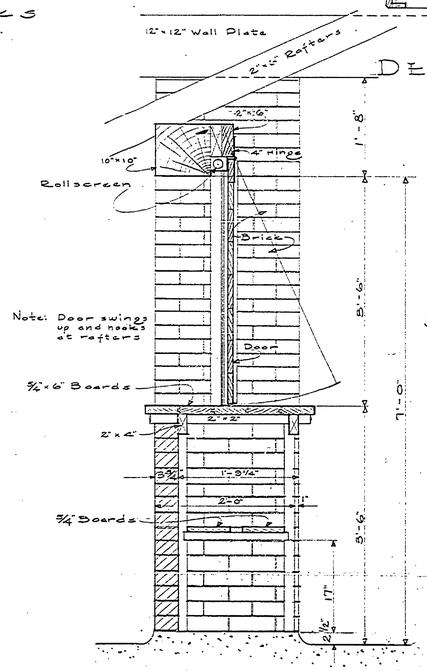

SECTION J-J
Scale 1"=1'-0"

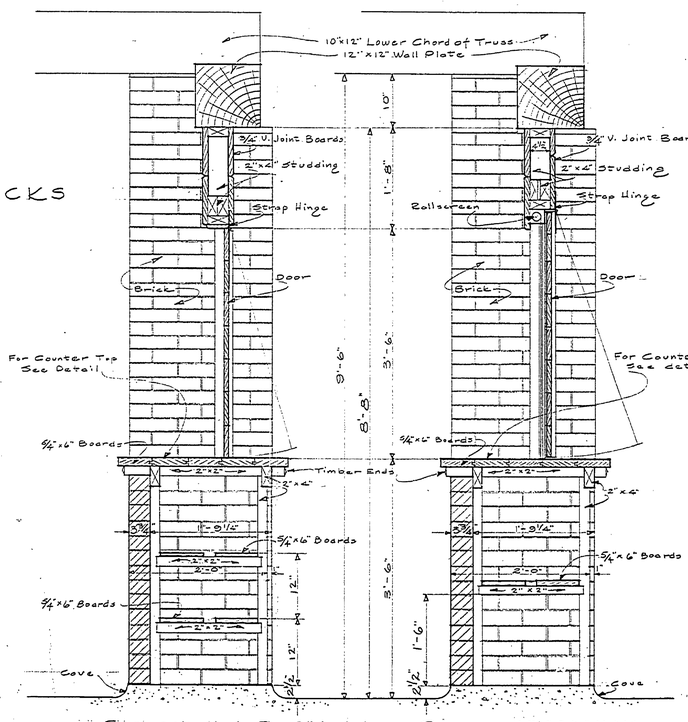

SECTION I-I
Scale 1"=1'-0"

SECTION H-H
Scale 1"=1'-0"

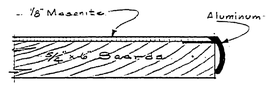

DETAIL OF NOSING
Half full size

MICHIGAN
DEPARTMENT OF CONSERVATION
STATE PARKS DIVISION

DESIGNED BY: L. F. HARTWIGK	BAY CITY STATE PARK COMBINATION BATH HOUSE AND TOILET BUILDING	SHEET NUMBER: 14 OF 15
DRAWN BY: C. V. GROVES		SCALE: AS SHOWN
TRACED BY: C. V. GROVES		DATE: 3-10-41
CHECKED BY:		
APPROVED: CHIEF PARKS DIVISION		DATE:
APPROVED: INSPECTOR		DATE:
APPROVED:		DATE:

A-10