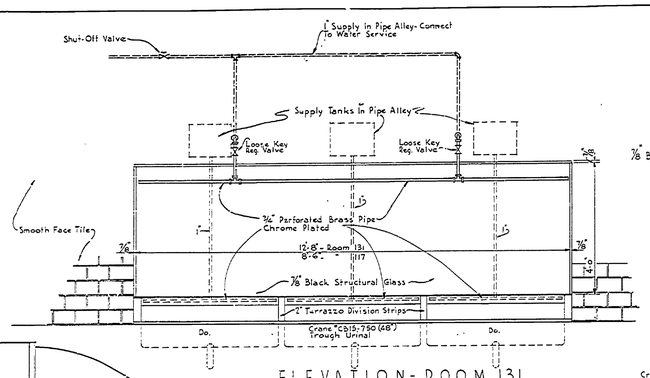

ELEVATION - ROOM 131

Scale 1/2" = 1'-0"

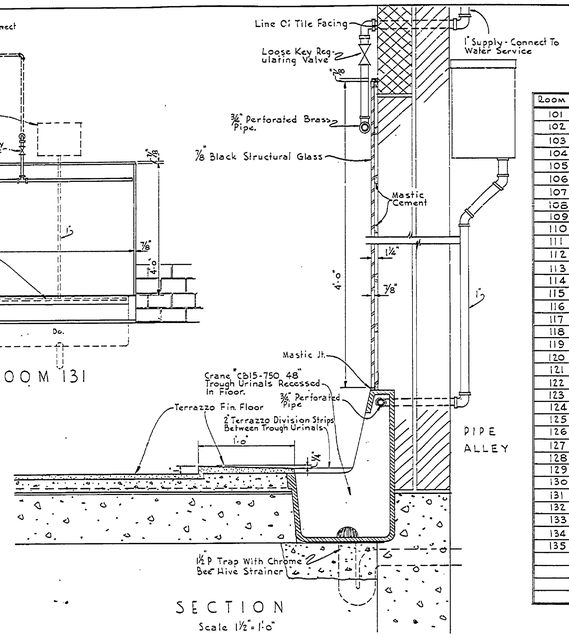

SECTION

Scale 1 1/2" = 1'-0"

FLOOR URINAL DETAILS

Scale - As Noted

NOTE:
Room 117 Similar Except As Follows:
Structural Glass 8'-6"
2 - Crane "CB15-750 (48")" Trough Urinals
2 Supply Tanks
1 - 1" Supply Line To Perforated Pipe On Structural Glass

ROOM FINISH SCHEDULE

Room No.	Name	Floor	N.E. Wall	N.W. Wall	S.E. Wall	S.W. Wall	Ceiling	Base	Remarks
101	Concession	Terrazzo	Smooth Face Tile	Smooth Face Tile	Smooth Face Tile	Smooth Face Tile	Plaster, Painted	Smooth Face Tile Cove	
102	Waiting Rm	"	" " "	" " "	" " "	" " "	" "	" " "	
103	First Aid	"	" " "	" " "	" " "	" " "	" "	" " "	
104	Toilet	"	" " "	" " "	" " "	" " "	" "	" " "	
105	Toilet	"	" " "	" " "	" " "	" " "	" "	" " "	
106	Toilet	"	" " "	" " "	" " "	" " "	" "	" " "	
107	Kitchen	"	" " "	" " "	" " "	" " "	" "	" " "	
108	Dining Rm	Tile	" " "	" " "	" " "	" " "	" "	" " "	
109	Receiving	Terrazzo	" " "	" " "	" " "	" " "	" "	" " "	
110	Cold Stor.	Tile	" " "	" " "	" " "	" " "	" "	" " "	Cork Insulation Throughout
111	Cold Stor.	"	" " "	" " "	" " "	" " "	" "	" " "	" " "
112	Cold Stor.	"	" " "	" " "	" " "	" " "	" "	" " "	" " "
113	Tractor Garage	Cement	Conc. Block	Conc. Block	" " "	Conc. Block	Wood		Smooth Face Tile Cove Base On Tile Partition
114	Utility	"	Conc. Block	Smooth Face Tile	Conc. Block	" "	"		" " " " " "
115	Pipe Space	Sand	Brick	Conc. Block	" "	——	"	——	
116	W. Toilet	Terrazzo	Smooth Face Tile	Smooth Face Tile	Smooth Face Tile	Smooth Face Tile	Cem. Painted	Smooth Face Tile Cove	
117	M. Toilet	"	" " "	" " "	" " "	" " "	" "	Smooth Face Tile Cove	Partial Glass Wainscot
118	J. Clos.	"	" " "	" " "	" " "	" " "	" "	" " "	
119	W. Shower	Cement	Glass Block	" " "	" " "	" " "	Wood	" " "	Cem. Base On Glass Block Wall
120	M. Shower	"	Smooth Face Tile	" " "	" " "	Glass Block	"	" " "	" " " " " "
121	M. Dress. Court	"	" " "	" " "	" " "	Smooth Face Tile	None	" " "	
122	W. Dress. Court	"	" " "	" " "	" " "	" " "	"	" " "	
123	Office	"	Brick	Brick	Brick & Wood	Brick	Wood	——	
124	Check Rm.	"	"	Conc. Block	Conc. Block	Conc. Block	"	——	
125	Laundry	"	Conc. Block	" "	" "	" "	"	——	
126	Covered Terr.	Tile	Brick Piers	Brick	Brick	Brick	"	——	
127	Passage	"	Brick	"	"	"	"	——	
128	Passage	"	"	"	"	"	"	——	
129	Stor.	Cement	"	"	"	"	"	——	
130	Jan. Clos.	Terrazzo	"	"	"	"	"	Terr. Cove	
131	M. Toilet	"	Smooth Face Tile	Smooth Face Tile	Smooth Face Tile	Smooth Face Tile	"	Smooth Face Tile Cove	All Walls Above Plate To Be Wood
132	W. Toilet	"	" " "	" " "	" " "	" " "	"	" " "	" " " " " "
133	Utility	Cement	Conc. Block	Brick	Conc. Block	" " "	"		Gables Above Plate To Be Wood. Smooth Face Tile Cove Base On Tile Partition
134	Utility	"	Smooth Face Tile	"	" "	Conc. Block	"		" " " " " "
135	Pipe Space	Sand	Brick	——	——	Brick	"	——	Walls Above Plate To Be Wood

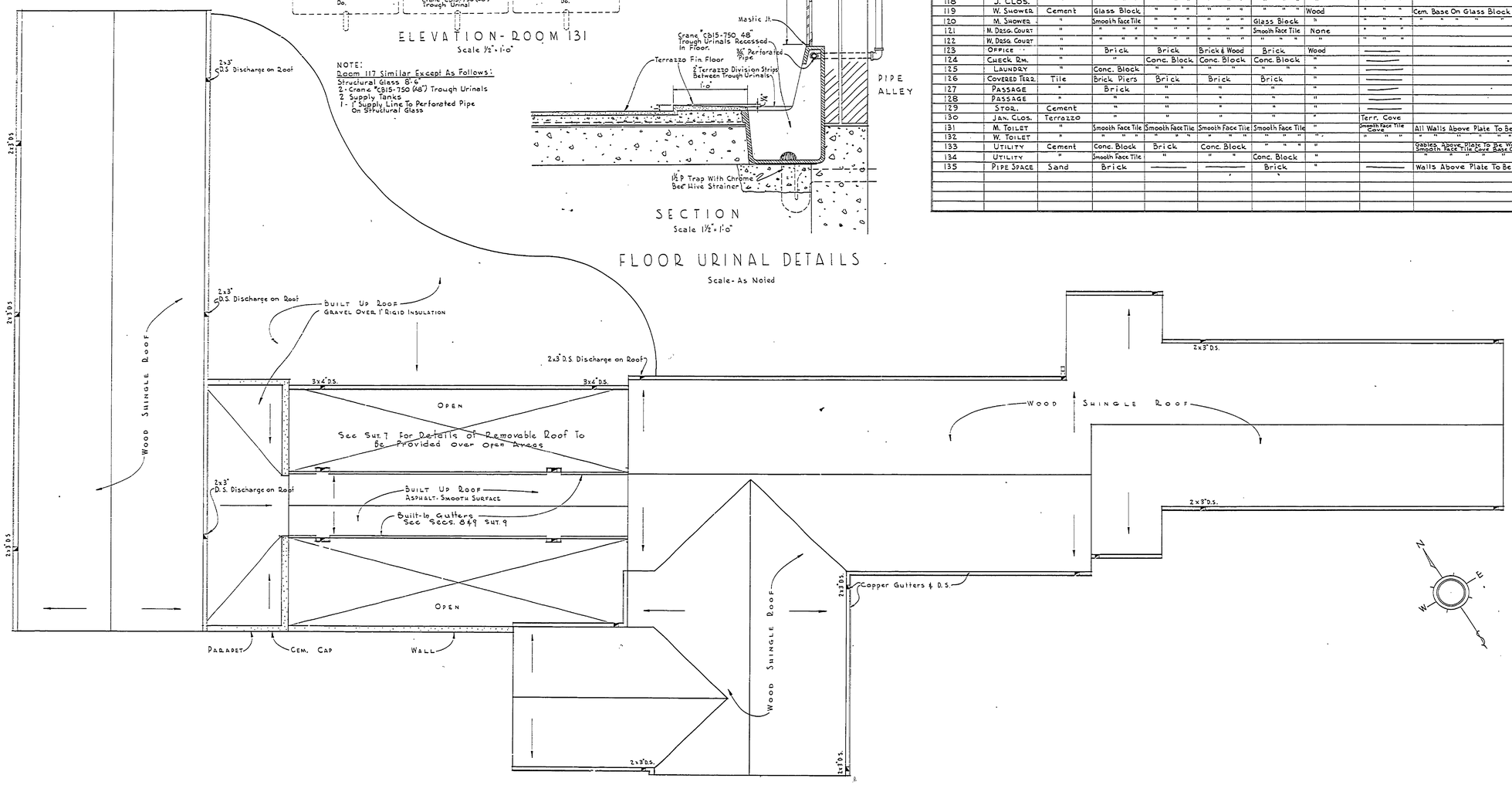

ROOF PLAN

Scale 1/8" = 1'-0"

MICHIGAN CONSERVATION DEPARTMENT PARKS DIVISION REVIEW	Date	ROOF PLAN & ROOM FIN. SCHEDULE BATH HOUSE, BAY CITY STATE PARK Lee Black & Kenneth C. Black, Architects, Lansing, Mich.	
Architectural Section			
Engineering Section			
Landscape Arch. Sec.		Drawn K.W.L. & O.C.F. Checked K.C.B	Scale 1/8" = 1'-0"
Approved—		Revisions	Job No 4438
Asst. Chief in Charge of Design		Date 10-26-45	Sheet No. 4
Division Chief			Section No. A 1 0 1-A