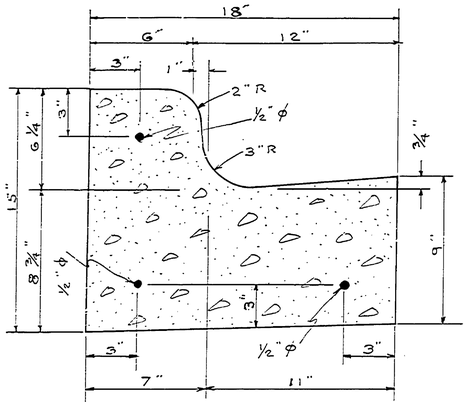

CURB AND GUTTER DETAIL
Michigan State Highway Dept.
Standard curb & gutter #7A

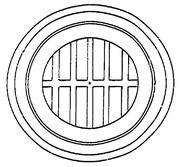

PLAN

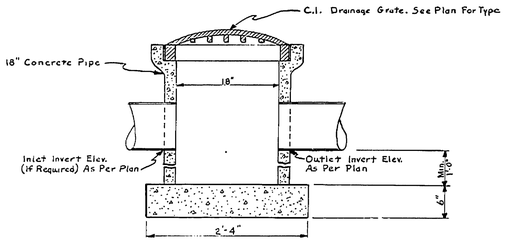

SECTION
CATCH BASIN DETAIL
Scale 1" = 1'-0"

NOTE: All Steps Are To Be Hot Dip Galvanized After Bending

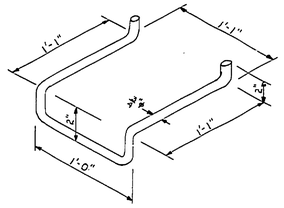

MANHOLE STEP DETAIL
Not To Scale

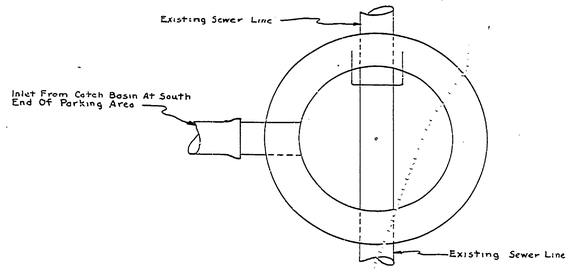

PLAN

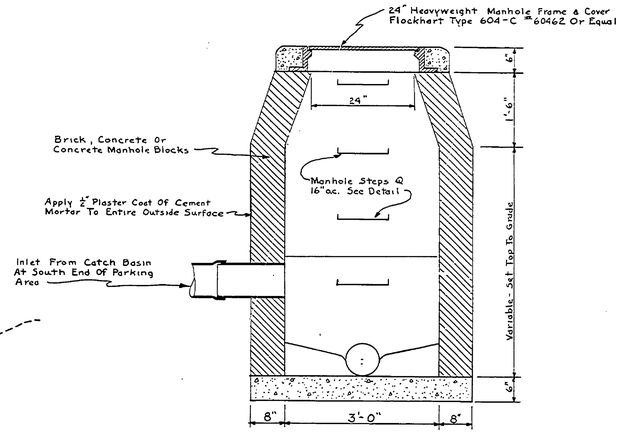

SECTION
MANHOLE DETAIL
Scale 3/4" = 1'-0"



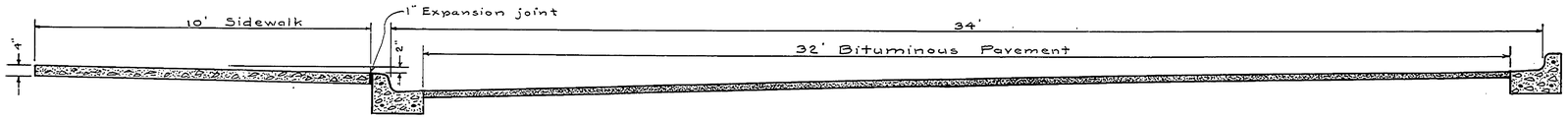

0.2 crown

Modify gutter on the high side so water drains across the pavement.

TYPICAL SECTIONS

NO.	DATE	BY	REVISIONS		
1			4		
2			5		
3			6		

DRAWN BY	D.H.G.	REVIEWED BY SECTIONS		DATE	APPROVED BY
TRACED BY		ARCHITECTURAL	J.T.R.	3-19-59	
CHECKED BY	RDB	ENGINEERING	H.C.M.	19 Mar 59	ASSISTANT CHIEF IN CHARGE OF DESIGN
DATE	15 March 1959	LANDSCAPE	J.T.R.	3-19-59	DATE 3-20-59

MICHIGAN
DEPARTMENT OF CONSERVATION
PARKS AND RECREATION DIVISION

BAY CITY STATE PARK
ENTRANCE ROAD IMPROVEMENT

SHEET NO. 3 OF 3

PLAN NO. E-112