FINISH SCHEDULE

ROOMS	FLOOR	BASE	WALLS	CEILING	REMARKS
Men's Toilet Room	Concrete	Ceramic Tile	Terrazzo & Wood	Exposed Rafters & Roof Boards	See notes for interior finish
Women's Toilet Room	Concrete	Ceramic Tile	Terrazzo & Wood	Exposed Rafters & Roof Boards	See notes for interior finish
Men's Shower Room	Concrete	Ceramic Tile	Terrazzo & Wood	3/16" Cement Asbestos Tile	See notes for interior finish
Women's Shower Room	Concrete	Ceramic Tile	Terrazzo & Wood	3/16" Cement Asbestos Tile	See notes for interior finish.
Washing Rooms	Concrete	Ceramic Tile	Terrazzo & Wood	Exposed Rafters & Roof Boards	See notes for interior finish
Laundry Room	Concrete	Ceramic Tile	Block, Cem. Mtr. & Wood	Exposed Rafters & Roof Boards	See notes for interior finish
Heater Room	Concrete	Block	Block, Exposed Wood	Exposed Rafters & Roof Boards	No finish, exposed wood
Porch	Concrete	Stone	Stone & Wood	Wood	See notes for exterior finish

NOTES:—

EXTERIOR FINISH:—

To all siding, louvres, trim boards and other exposed wood surfaces except doors, apply two (2) coats light brown "Woodlife" preservative. Interior side only of doors two (2) coats clear "Woodlife" and two (2) coats Pratt & Lambert Okone wood preservative. ("Woodlife" manufactured by Protection Products Co., Kalamazoo, Mich.)

Roof shingles stained by individual immersion in carbosota Creosote before application.

Steel sash primed before installation with P&L Noxide red lead primer and after glazing, steel sash and window screens painted one (1) coat tinted P&L Effecto Enamel primer and one (1) coat Effecto Enamel, color warm grey. 1/2x2 - Color of all materials to be approved by the Lansing Office before application.

INTERIOR FINISH:—

Apply to all exposed roof surface, rafters, paneling, trim boards, louvres, shower dressing benches and floors, one (1) coat clear "Woodlife" preservative tinged with Pratt & Lambert Silver Gray oil stain and two (2) coats P&L 61 Dull Lacquer. Rafters stained a medium shade of gray, all other surfaces a very light shade of gray.

Apply to all cement asbestos board surfaces, one (1) coat Pratt & Lambert Vapex wall primer and two (2) coats P&L Cellu-Tone Satin, color white.

On laundry & storage room masonry walls apply one (1) coat P&L Primofil and two (2) coats P&L Cellu-Tone Satin, color White. To laundry room cabinets, window & door trim apply (1) coat reduced Cellu-Tone Satin (1 part P&L Filtrex to 2 parts Cellu-Tone Satin) and two (2) coats Cellu-Tone Satin, Color White.

On first course of masonry wall & block base in laundry room apply two (2) coats P&L Effecto Enamel, color same as stee. sash.

Steel sash after glazing, painted one (1) coat tinted P&L Effecto Enamel primer and one (1) coat Effecto Enamel, Color warm grey.

Concrete floors when thoroughly dry shall be flushed with two (2) coats Sonneborn Sons Lapidolith concrete floor hardener.

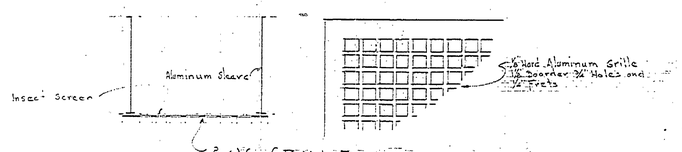

8x16 GRILL
Scale 3"=1'-0"

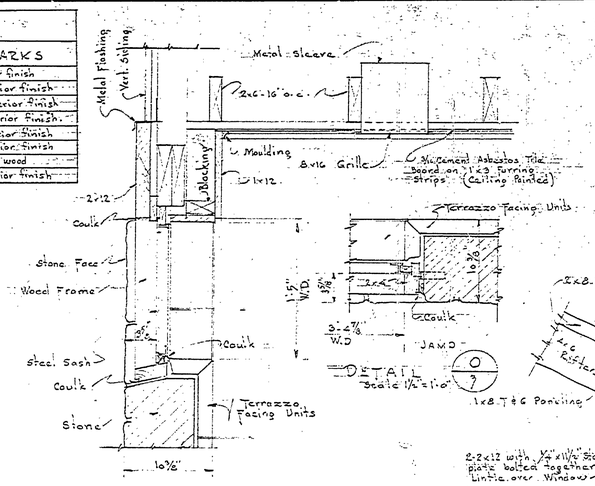

DETAIL N/7
Scale 1½"=1'-0"

DETAIL O/7
Scale 1½"=1'-0"

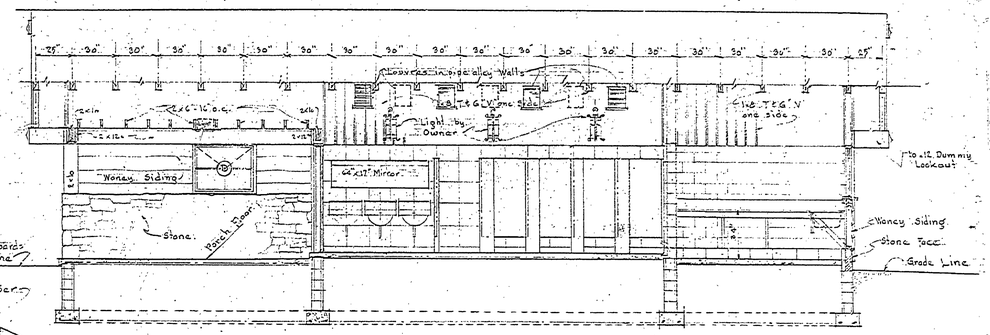

SECTION C-C
Scale ¼"=1'-0"

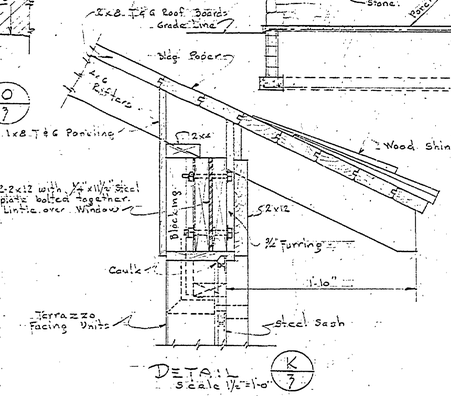

DETAIL K/7
Scale 1½"=1'-0"

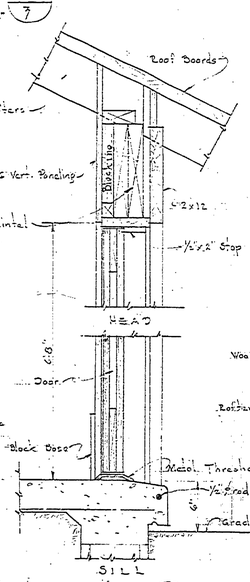

DETAIL M/7
Scale 1½"=1'-0"

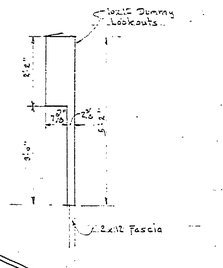

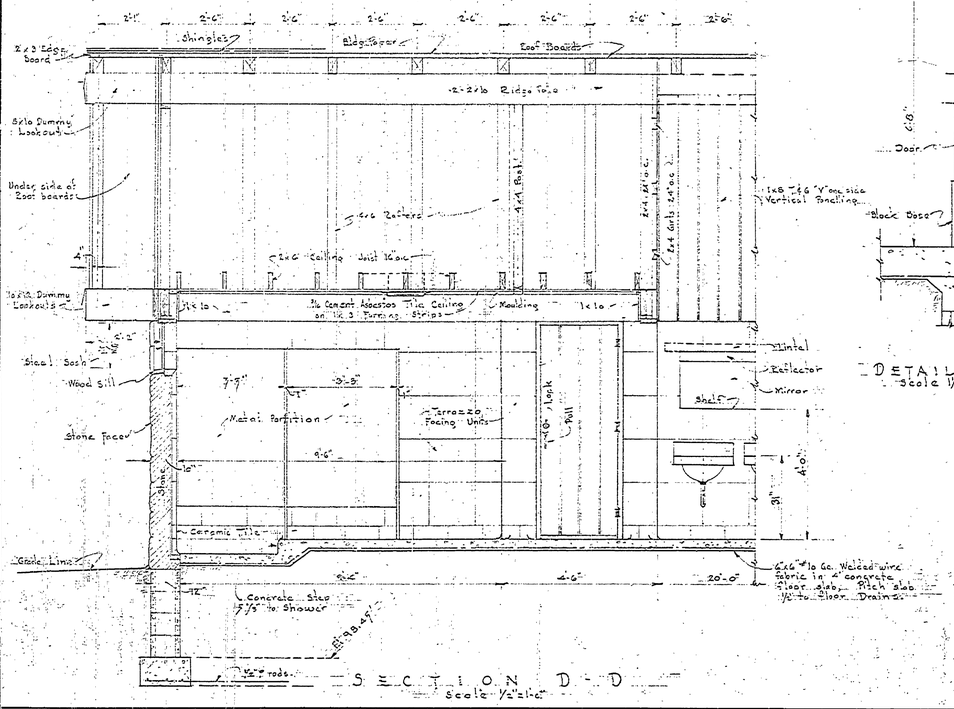

SECTION D-D
Scale ½"=1'-0"

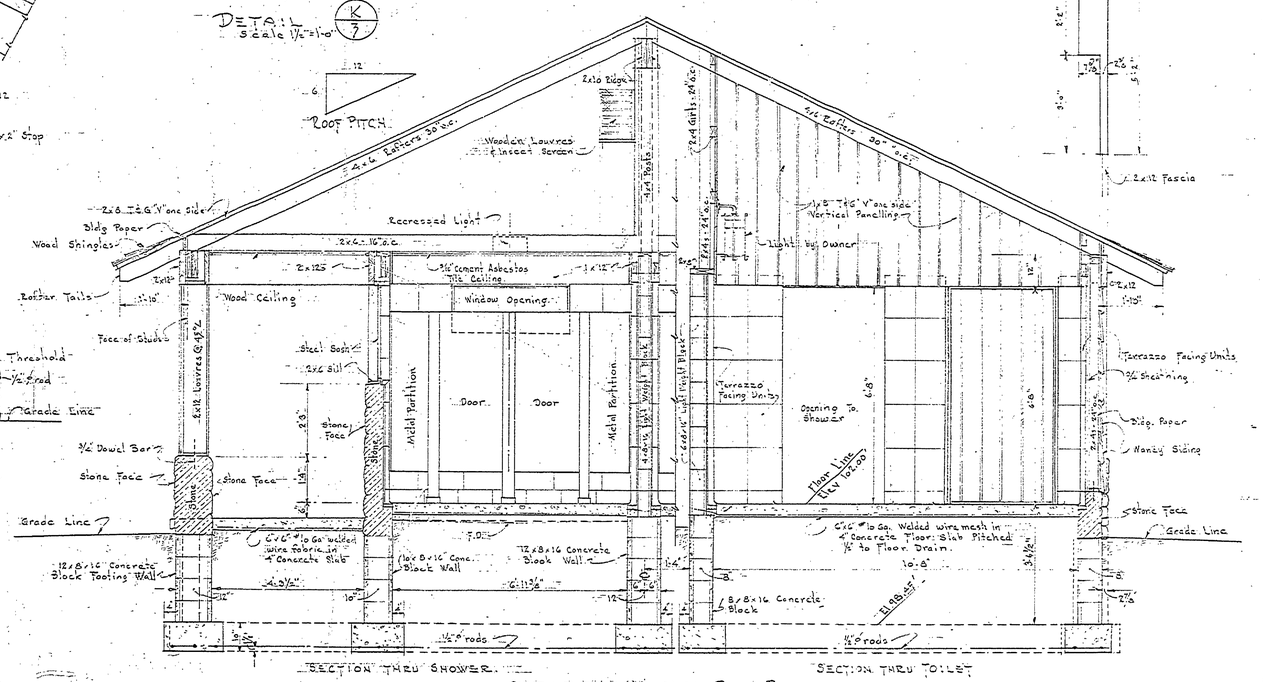

SECTION THRU SHOWER — SECTION THRU TOILET

SECTION B-B
Scale ½"=1'-0"

DETAIL DESIGNATION — A / 1

SHEET No. WHERE DETAIL APPEARS OR WHERE DETAIL IS TAKEN.

SYMBOL

NO.	DATE	BY	REVISIONS
1	4-21-57	J.J.R.	Louvres added & gable walls
2			
3			
4			
5			
6			

APPROVED BY: W. E. Wheeler
ASSISTANT CHIEF IN CHARGE OF DESIGN — DATE 11-26-62

REVIEWED BY SECTIONS		DATE
ARCHITECTURAL	J.J.R.	2-8-57
ENGINEERING	J.T.B.	2-8-57
LANDSCAPE	J.J.R.	2-8-57

DRAWN BY: J. W. Fish
TRACED BY: J. W. Fish
CHECKED BY
DATE

MICHIGAN
DEPARTMENT OF CONSERVATION
PARKS AND RECREATION DIVISION

BURT LAKE STATE PARK
TOILET, LAUNDRY AND SHOWER BUILDING.
SOUTH EAST BUILDING

PROJECT No. 64-223-1
SHEET NO. 4 OF 6
PLAN NO. A-105