NOTE:- Soil pipe extends 5' outside bldg. 25' of vit. clay sewer from here on

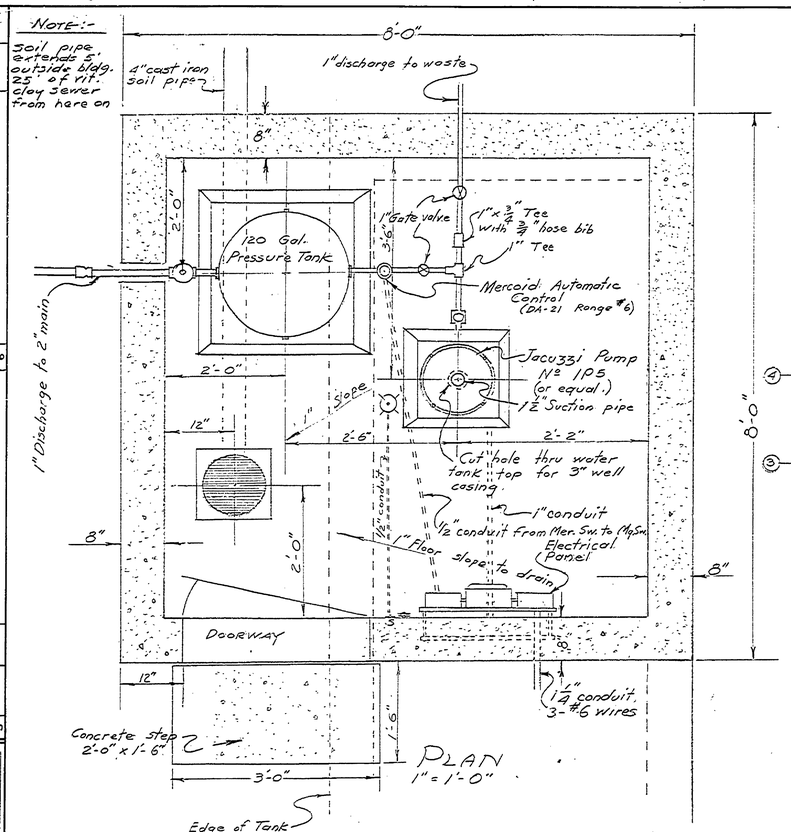

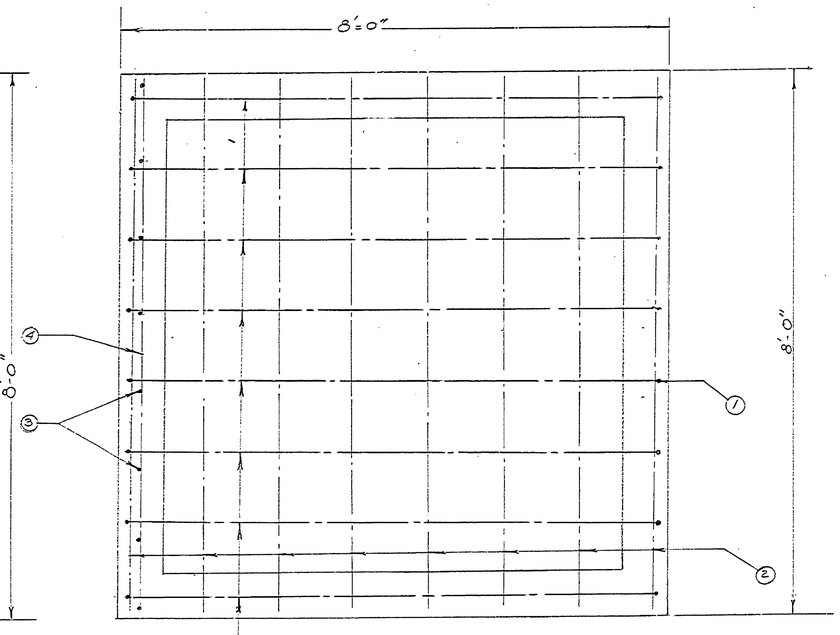

PLAN
Showing steel in floor slab and walls
1" = 1'-0"

BILL OF BARS					
BAR	Nº	SIZE	LENGTH	SHAPE	LOCATION
1	8	1/2" ϕ	9'-0"	as shown	Bottom floor slab and walls
2	8	1/2" ϕ	7'-8"	Straight	Horizontal, bottom floor slab
*3	8	1/2" ϕ	Varable	as shown	Retaining wall and footing
4	Var.	1/2" ϕ	7'-8"	Straight	Retaining wall and footing

* Cut in field to fit

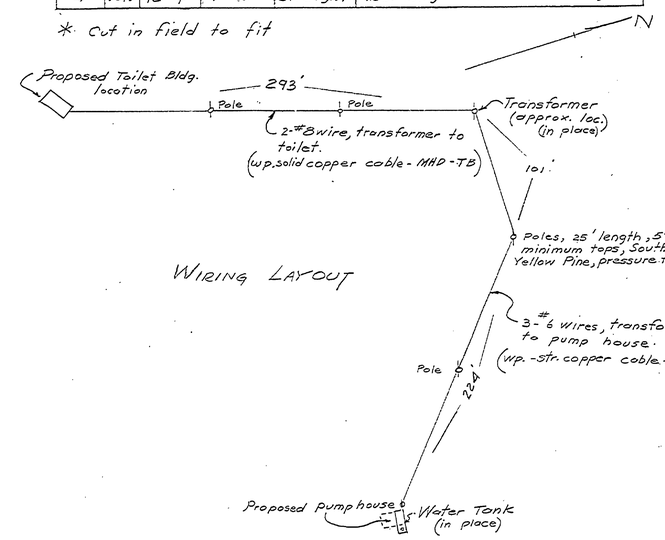

WIRING LAYOUT

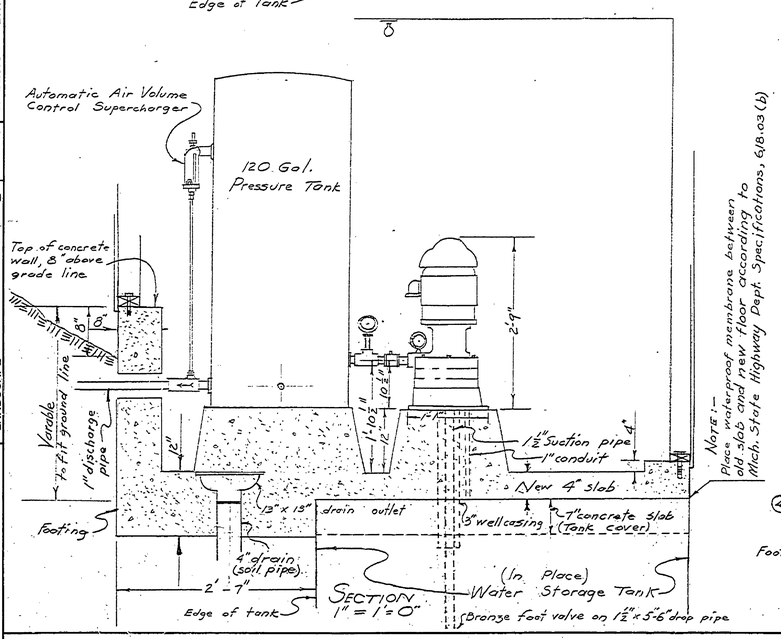

SECTION
1" = 1'-0"

Note:- Place waterproof membrane between old slab and new floor according to Mich. State Highway Dept. Specifications, 6/18.03 (b)

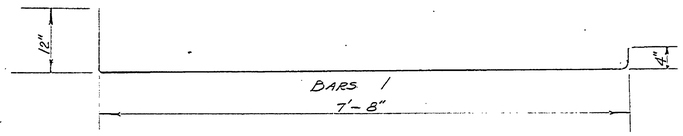

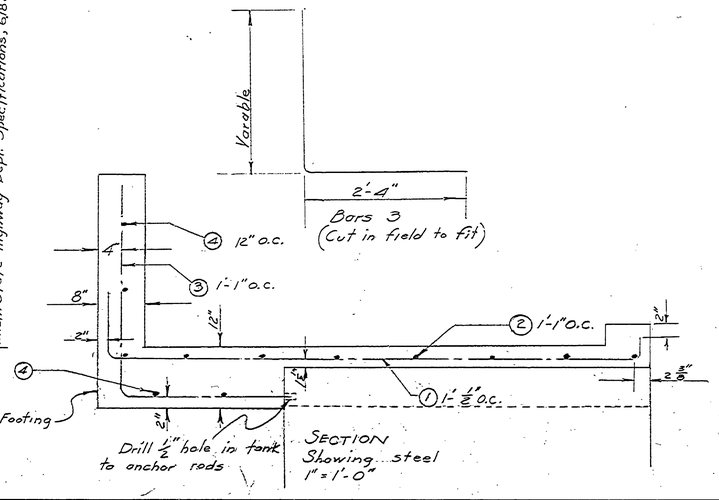

SECTION
Showing steel
1" = 1'-0"

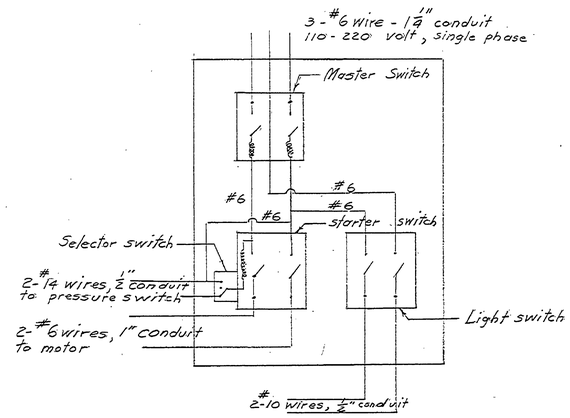

SWITCHBOARD PLAN

NO.	DATE	BY	REVISIONS
1			4
2			5
3			6

APPROVED BY [signature] ASSISTANT CHIEF IN CHARGE OF DESIGN DATE 4-19-48

REVIEWED BY SECTIONS		DATE
ARCHITECTURAL		4-19-48
ENGINEERING	H.C.H.	2 Apr 48
LANDSCAPE	D.A.W.	4-19-48

DRAWN BY	S.J.H.	3/48
TRACED BY	S.J.H.	
CHECKED BY	[illegible]	
DATE		

MICHIGAN
DEPARTMENT OF CONSERVATION
PARKS AND RECREATION DIVISION

BURT LAKE STATE PARK OVERLOOK
PUMP HOUSE INSTALLATION
scale: as shown

SHEET NO. 7 OF 8

PLAN NO. E-106