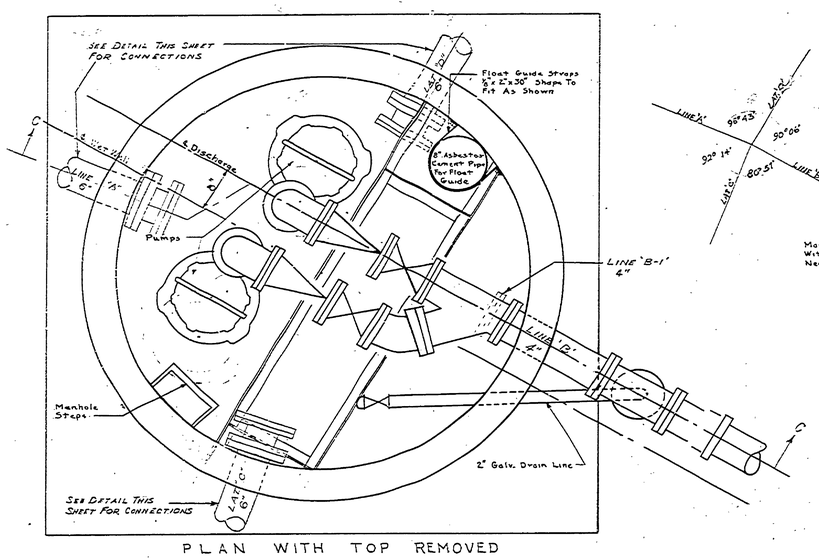

PLAN WITH TOP REMOVED

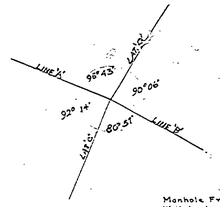

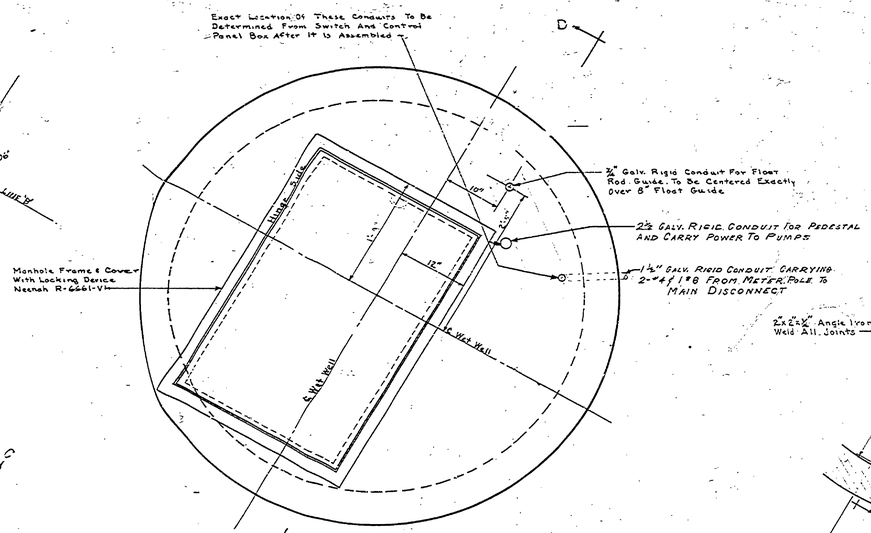

PLAN OF TOP

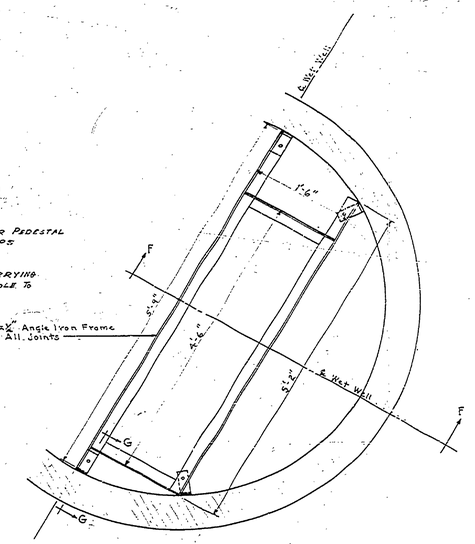

PLAN

NOTE: All Pipe (Unless Noted Otherwise) Inside Wet Well Is 4" Cast Iron With Flanged Joints.

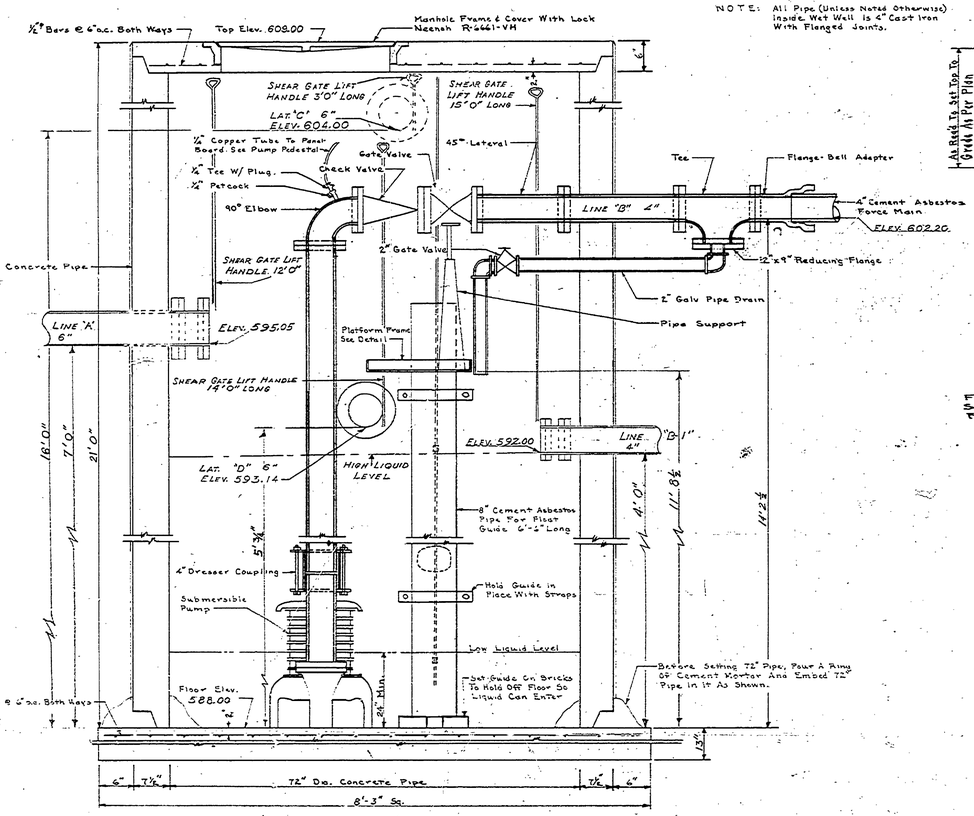

SECTION C-C WITH DRAIN IN SECTION

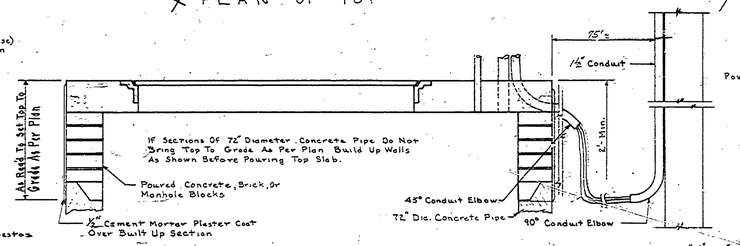

SECTION D-D

NOTE: Floor Of Platform Is To Be Floor Grating

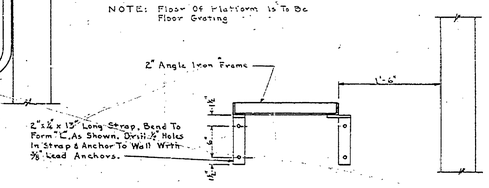

SECTION F-F

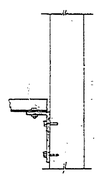

SECTION G-G

PLATFORM DETAIL

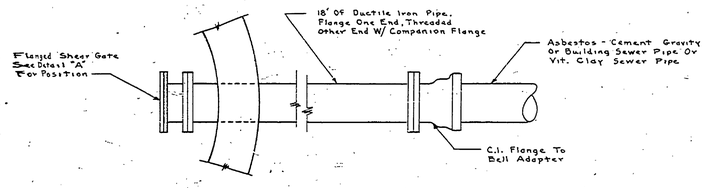

DETAIL OF CONNECTION TO ASBESTOS-CEMENT SEWER PIPE

Not To Scale

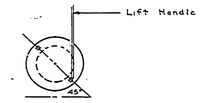

DETAIL "A" FOR SHEAR GATE

NO.	DATE	BY	REVISIONS
1			4
2			5
3			6

APPROVED BY		Supt. Parks And Recreation Division
ASSISTANT CHIEF IN CHARGE OF DESIGN	2-17-64	
DATE	2-19-64	
	3-11-64	

REVIEWED BY SECTIONS	DATE	
ARCHITECTURAL	3-19-64	W.W.
ENGINEERING	2-17-64	K E B
LANDSCAPE	2-19-64	
Chief, Planning And Construction	3-11-64	

DRAWN BY	R.W.D.	1-64
TRACED BY		
CHECKED BY	B H G	
DATE		

APPROVED BY:

WET WELL AND PUMP STATION

MICHIGAN
DEPARTMENT OF CONSERVATION
PARKS AND RECREATION DIVISION

BURT LAKE STATE PARK
CENTRAL SEWAGE DISPOSAL SYSTEM
Scale 1" = 1'-0"

SHEET NO. 7 OF 8

PLAN NO. E-115

976-005-28-C.I. SHEET 12 OF 15