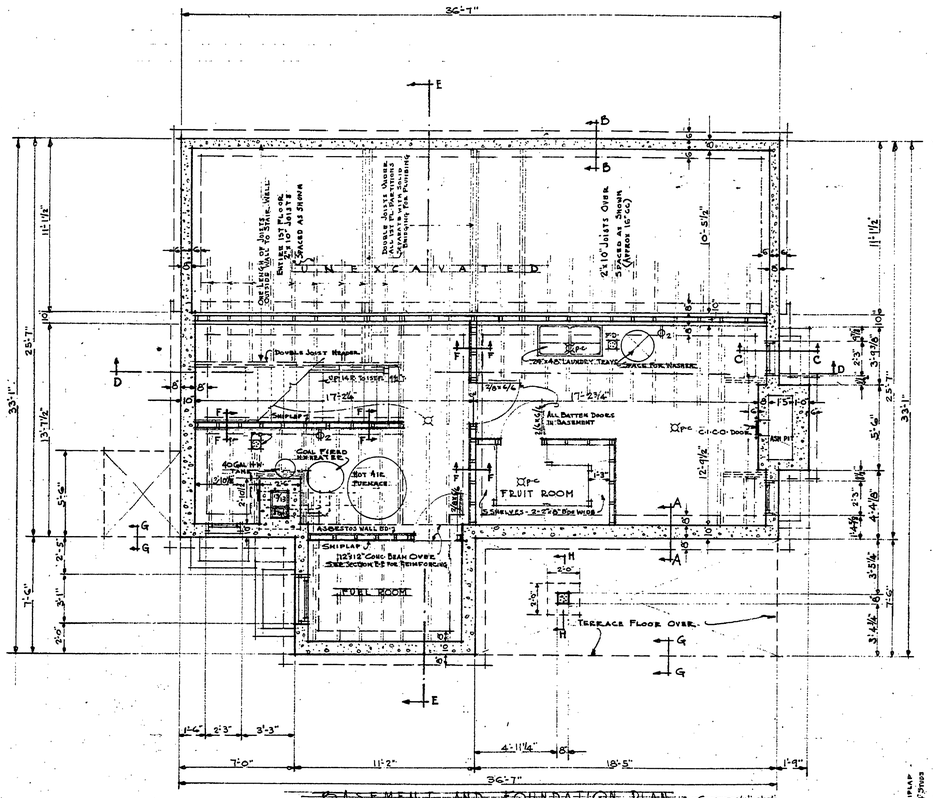

BASEMENT AND FOUNDATION PLAN SCALE 1/4"=1'-0"

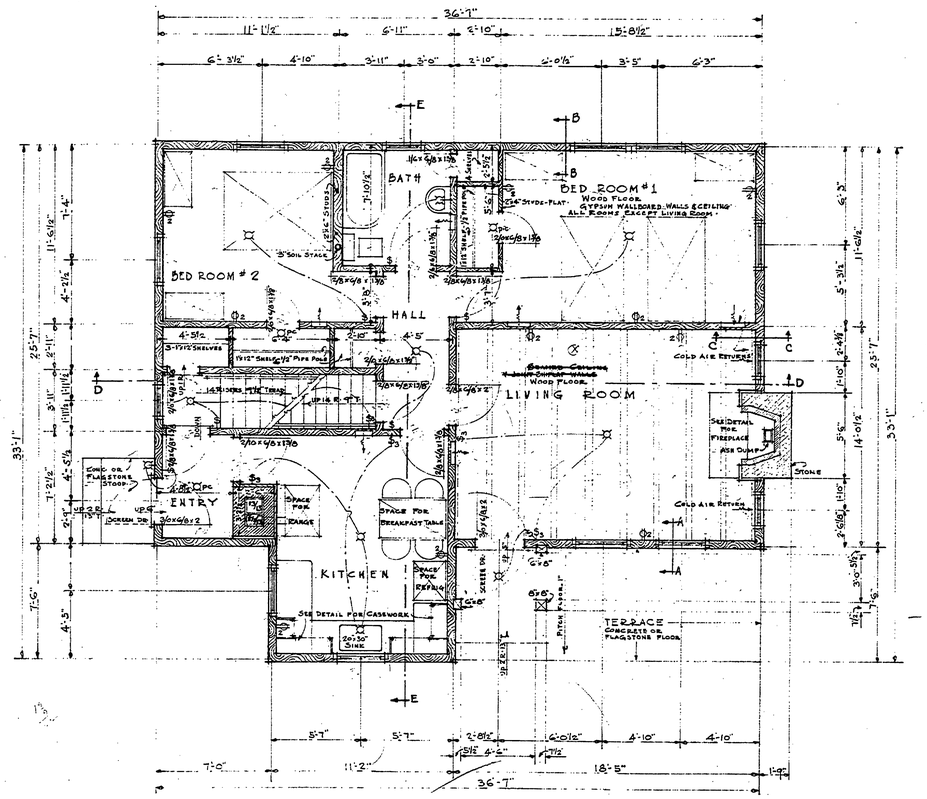

FIRST FLOOR PLAN SCALE 1/4"=1'-0"

NOTE:
DIMENSIONS ON FIRST FLOOR PLAN READ TO OUTSIDE LINE OF STUDS ON EXTERIOR WALLS AND TO CENTER LINE OF PARTITIONS. WINDOWS IN FRAME WALLS ARE DIMENSIONED TO CENTER LINE. SASH SIZES ARE GIVEN ON ELEVATIONS.
DIMENSIONS READ TO WALL SURFACES ON ALL MASONRY WALLS. WINDOW DIMENSIONS ON BASEMENT PLAN ARE CLEAR OPENING IN MASONRY.

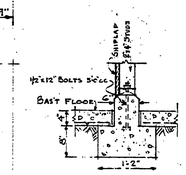

FOOTING SECTION
SCALE 3/4"=1'-0"

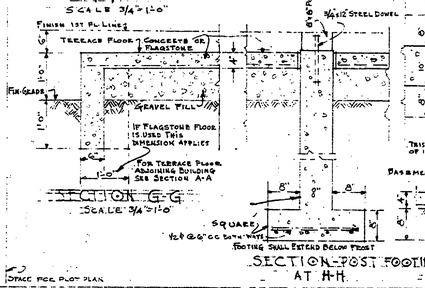

SECTION G-G
SCALE 3/4"=1'-0"

SECTION-POST FOOTING AT H-H

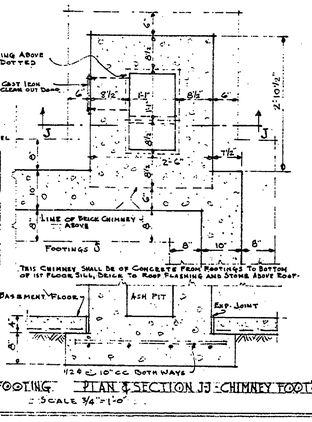

PLAN & SECTION JJ - CHIMNEY FOOTG
SCALE 3/4"=1'-0"

SPACE FOR PLOT PLAN

INSURANCE No. 8 #8

UNITED STATES
DEPARTMENT OF THE INTERIOR
NATIONAL PARK SERVICE
BRANCH OF PLANS AND DESIGN - REGION II
COOPERATING WITH
MICHIGAN DEPARTMENT OF CONSERVATION

DRAWN BY Hmbowden	YANKEE SPRINGS RECREATION DEMONSTRATION AREA	PLAN NO. -13
DESIGNED BY Hmbowden		SUB. NO.
CHECKED BY	CUSTODIAN'S DWELLING HEADQUARTERS AREA	PROJECT ID-MI-6
AREA MANAGER		DATE OCT. 7, 1939

RECOMMENDED STATE PARK AUTHORITY DATE
APPROVED BY INSPECTOR DATE

Job #220 A-101