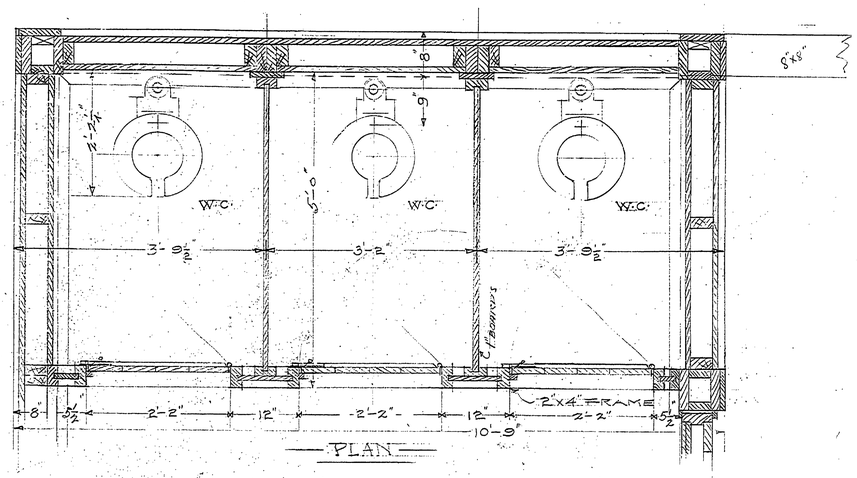

PLAN

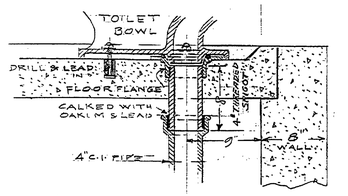

DETAIL W.C. CONNECTION

Scale: 1½" = 1'-0"

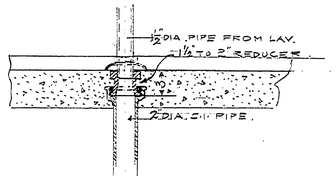

DETAIL of LAV. CONNECTION

Scale: 1½" = 1'-0"

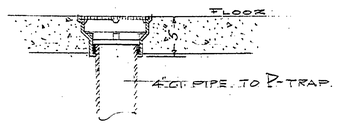

DETAIL of FLOOR DRAIN CONN.

Scale: 1½" = 1'-0"

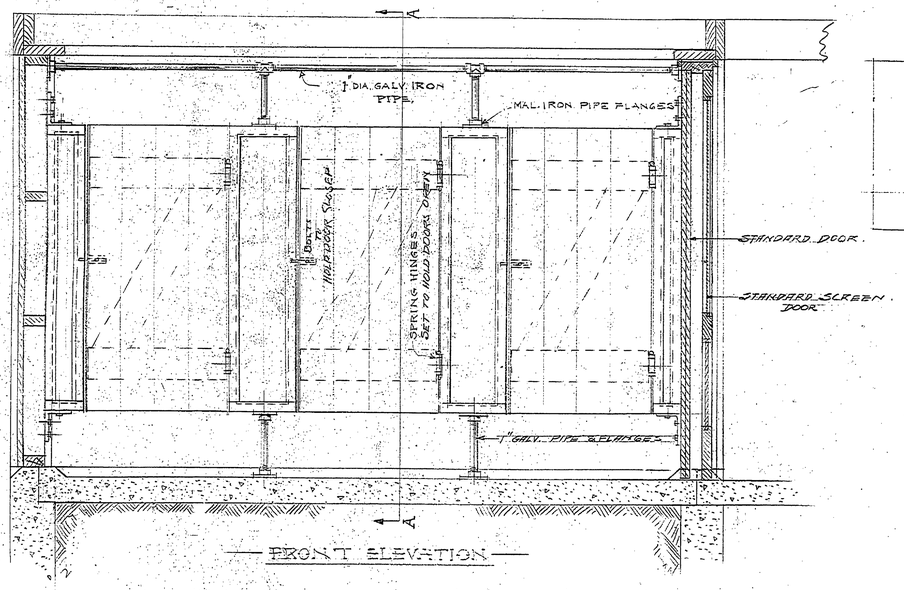

FRONT ELEVATION

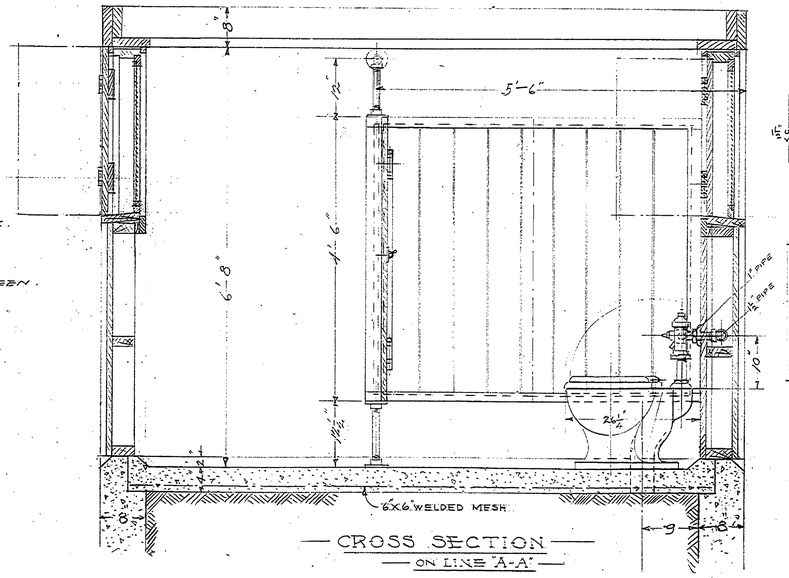

CROSS SECTION

ON LINE "A-A"

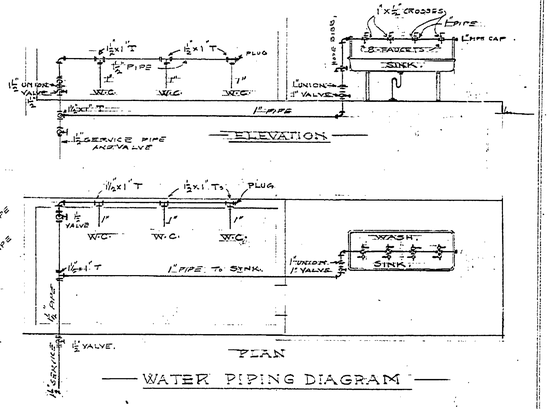

WATER PIPING DIAGRAM

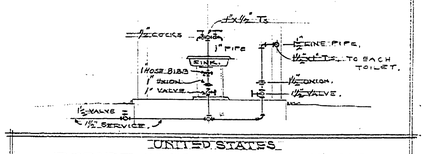

UNITED STATES
DEPARTMENT OF THE INTERIOR
NATIONAL PARK SERVICE
COOPERATING WITH:
MICHIGAN CONSERVATION DEPARTMENT

Drawn by E.W.G.	YANKEE SPRINGS.	PLAN 30-68-1 No. 2 of 2
Designed by E.F.H.	UNIT LATRINE.	Scale: 1" = 1½'-0"
Checked by E.W.G.	LONG LAKE.	RD-P-MI-6
		Date: Dec. 10/37
Prepared by: Frank R. Dunn, Project Manager		Date: 2-18-38
Recommended: Inspector		Date:
Recommended: Regional Officer		Date:
Approved By: Assistant Director		Date:

INSURANCE No. 19 To No. 22 #19 to #22

Job #71

A-117