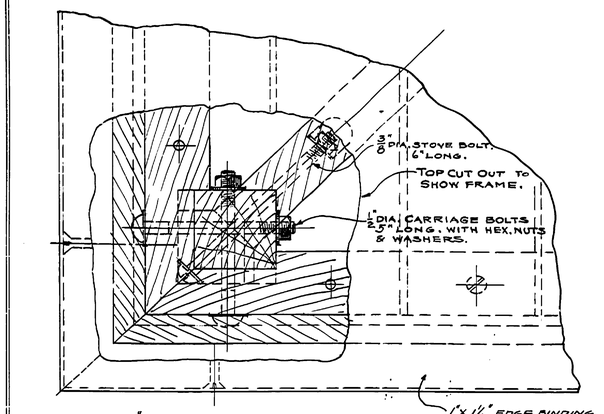

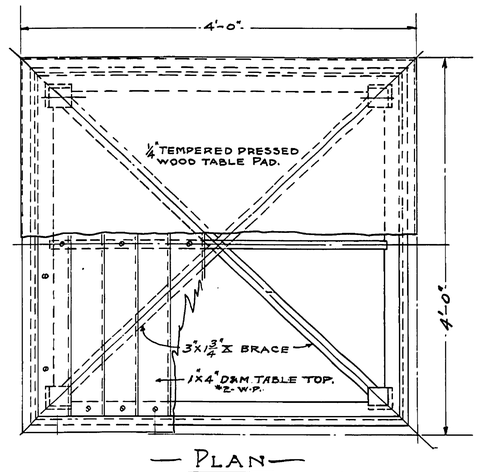

— PLAN —

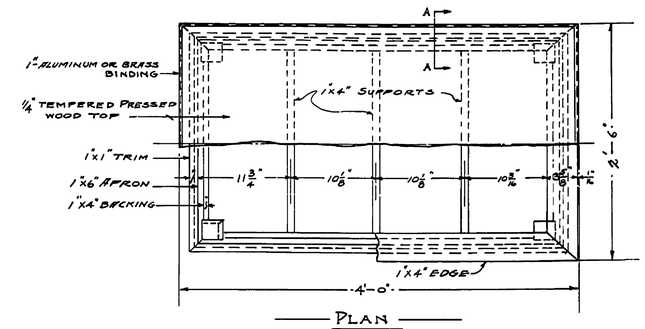

— PLAN —

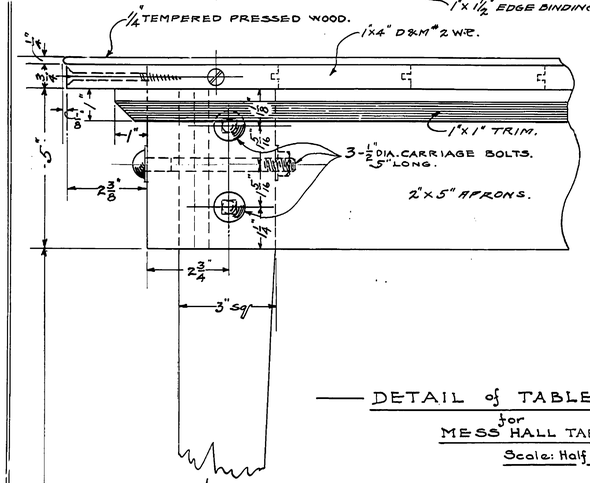

— DETAIL of TABLE LEG for MESS HALL TABLES.
Scale: Half Size.

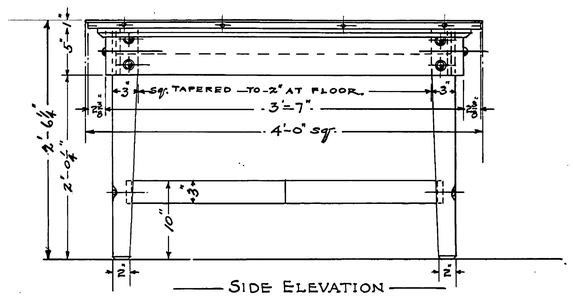

— SIDE ELEVATION —

— MESS HALL TABLE. —
MAKE. — 18.
Scale: 1 1/2" = 1'-0"

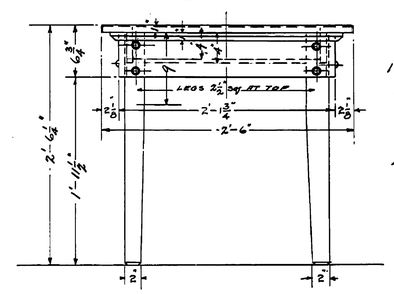

— END ELEVATION —

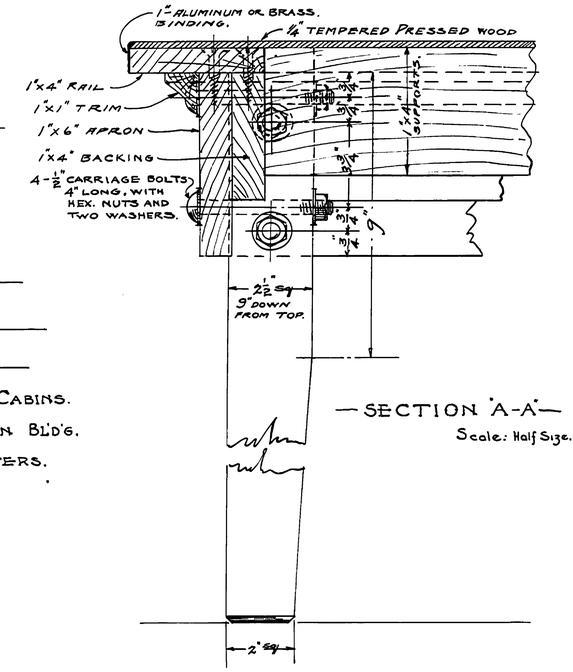

— SECTION "A-A" —
Scale: Half Size.

— UTILITY TABLES. —

MAKE — 4 - COUNSELORS CABINS.
" 4 - UNIT LODGES.
" 2 - ADMINISTRATION BL'D'G.
" 2 - INFIRMARY
" 6 - STAFFS QUARTERS.
" 2 - HELPS " .
20 TOTAL.

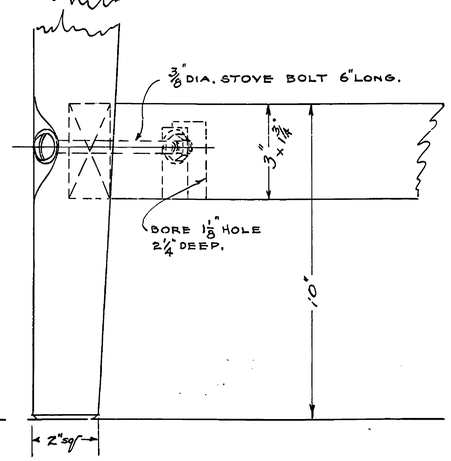

TRACED BY E.W.G. JULY 6, 1933.

UNITED STATES.
DEPARTMENT OF THE INTERIOR.
NATIONAL PARK SERVICE
COOPERATING WITH
MICH. DEPT. OF CONSERVATION

DRAWN BY E.W.G.	YANKEE SPRINGS PROJECT.	PLAN, 90-64. No 1 of 4.
DESIGNED BY E.F.H.	TABLES - MESS & UTILITY.	SCALE: AS SHOWN
CHECKED BY E.F.H.	MUD LAKE.	R.D.P. MI-6
		DATE: May 3/37

PREPARED AND APPROVED BY C.V. SAUNDERS. PROJECT MANAGER. DATE. 5-20-37
RECOMMENDED. INSPECTOR. DATE.
APPROVED BY REGIONAL DIRECTOR. DATE.

A-131