COMMERCIAL BLUEPRINT SERVICE 300 11-67

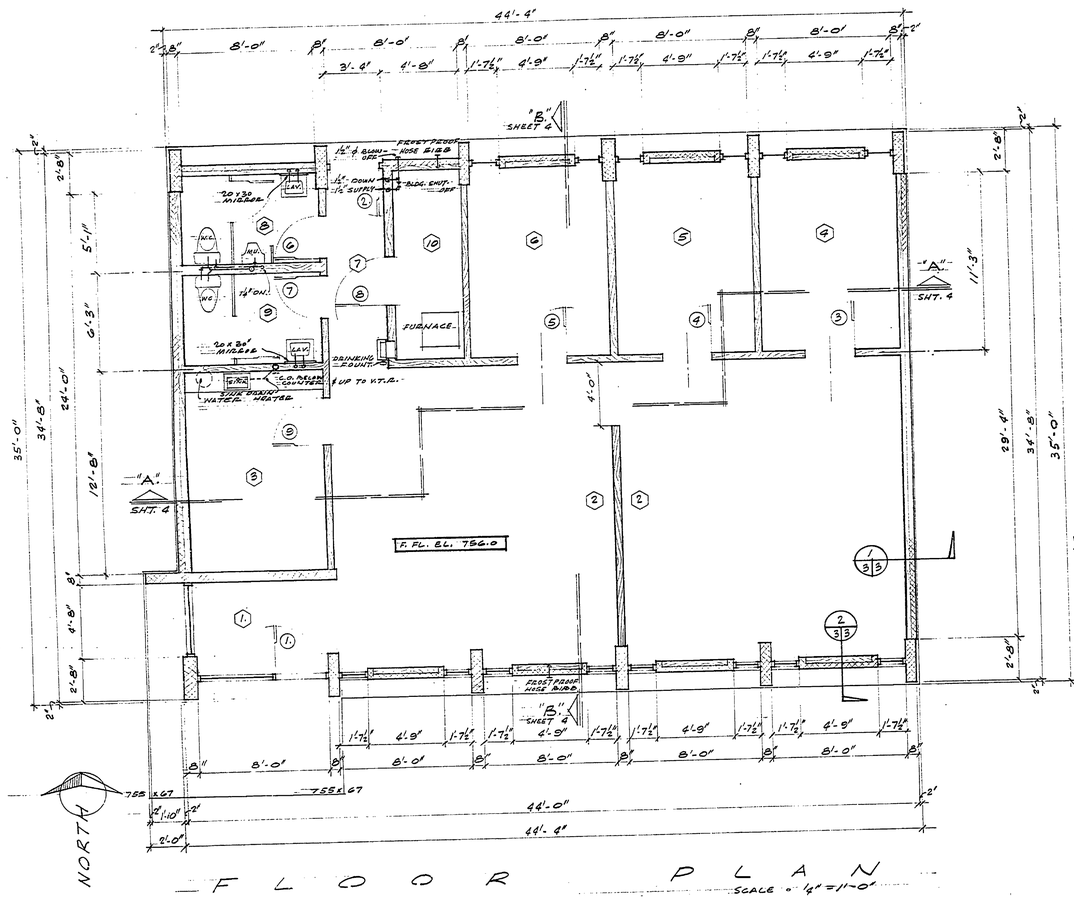

FLOOR PLAN

SCALE = 1/4" = 1'-0"

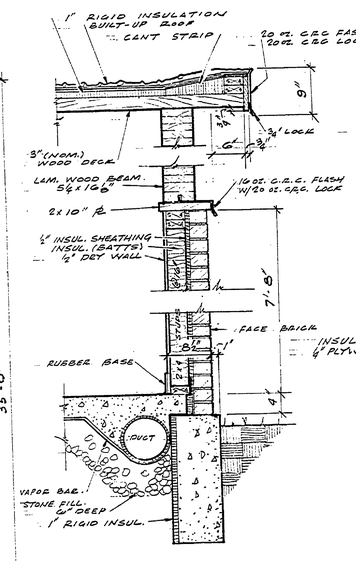

SECT. 1/3 — 1" = 1'-0"

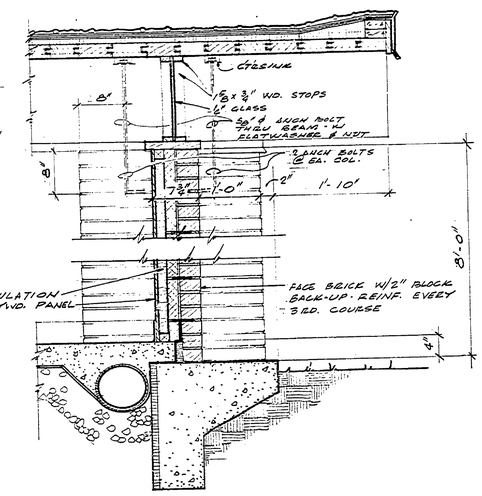

SECT 2/3 — 1" = 1'-0"

TYPICAL WALL SECT'S.

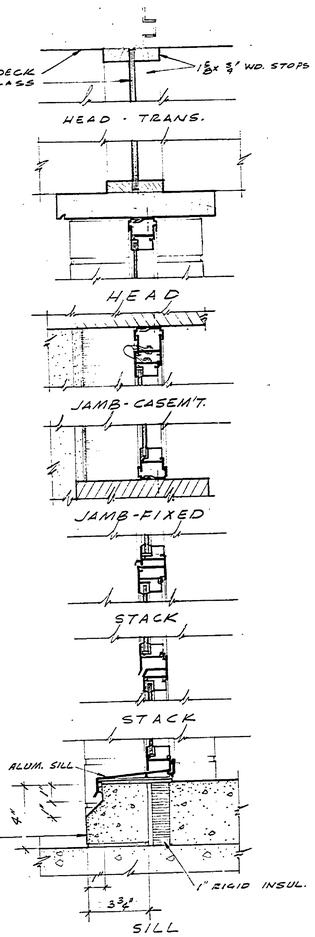

WINDOW DETAILS

SCALE = 3" = 1'-0"

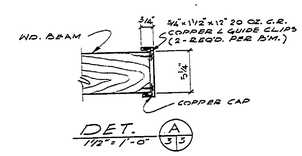

DET. A/3/3 — 1½" = 1'-0"

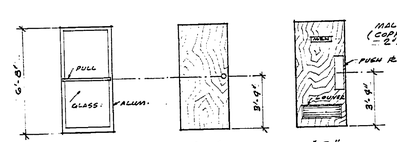

DOOR TYPES

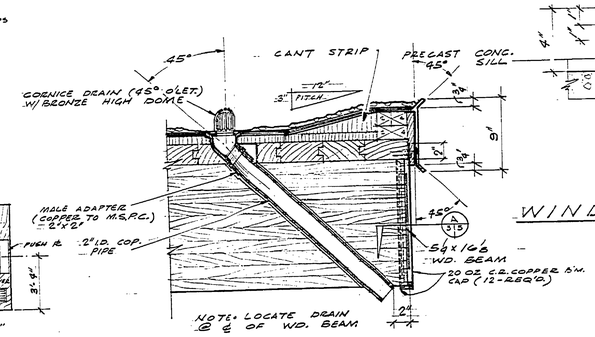

TYPICAL ROOF DRAIN (4 REQUIRED)

SCALE = 1½" = 1'-0" 3/4/3



SYMBOL

ROOM FINISH SCHEDULE

ROOM NUMBER	ROOM NAME	FLOOR: VINYL ASBESTOS	FLOOR: VINYL	BASE: BRICK	BASE: PLYWOOD PAINTING	BASE: OBSVWL. TAPE JT. PAINTED	WALLS: NO CERC. STAINED	WALLS: PAINTED DRYWL.	CEIL.	REMARKS
1	FOYER	●	●	○			●			1. NO BASE AT BRICK WALLS
2	GENERAL OFFICE	●	●	○	●	○	●			
3	CONFERENCE RM.	●	●	○		○	●			
4	OFFICE	●	●	○	●	○	●			
5	OFFICE	●	●	○	●	○	●			
6	OFFICE	●	●	○	●	○	●			
7	HALL	●	●	○		○	●			
8	MEN'S TOILET	●	●	○		○	●	●		
9	WOMEN'S TOILET	●	●			○	●	●		
10	UTILITY ROOM	●	●		●	○	●			

DOOR SCHEDULE

NO.	DESIGNATION	TYPE	MATERIAL	SIZE	FRAME	HARDWARE SET NO.	REMARKS
1	A	AL.	3⁰ x 6⁰ x 1¾"		AL.		
2	A	AL.	3⁰ x 6⁰ x 1¾"		AL.		
3	B	WD	3⁰ x 6⁰ x 1⅜"		STL.		
4	B	WD	3⁰ x 6⁰ x 1⅜"		STL.		
5	B	WD	3⁰ x 6⁰ x 1⅜"		STL.		
6	C	WD	2⁰ x 6⁰ x 1⅜"		STL.		
7	C	WD	2⁰ x 6⁰ x 1⅜"		STL.		
8	B	WD	3⁰ x 6⁰ x 1⅜"		STL.		
9	B	WD	3⁰ x 6⁰ x 1⅜"		STL.		

SURVEYED BY		DRAWN BY	
DESIGNED BY	DATE	CHECKED BY	DATE

NO.	DATE	BY	REVISIONS	NO.	DATE	BY	REVISIONS
1.				3.			
2.				4.			

MICHIGAN DEPARTMENT OF CONSERVATION

YANKEE SPRINGS RECREATION AREA
AREA OFFICE BUILDING

SHEET NO. 3 OF 6
FOR PROJECT NO. FA-110-75-2498-0002-0-1

FLOOR PLAN - WALL SECTIONS
SCHEDULES WINDOW DETAILS
SHEET 3 OF 6 PLAN NO. A-1034

SPEC NOTE ON ROOF DRAIN 'ANACONDA' 1004 ADAPTER 2"x12" 'ADAM' 2-106 CORNICE DRAIN (45° O'LET) 2" ø PIPE STYLE HIGH DOME STRAINER

WINDOWS REQUIRE ALUM. SEALING GASKETS NOTE: EQUAL LEGS SHOWN FROM. DELIVERY POINT. AM. STD F8333