COMMERCIAL BLUEPRINT SERVICE 500 11-67

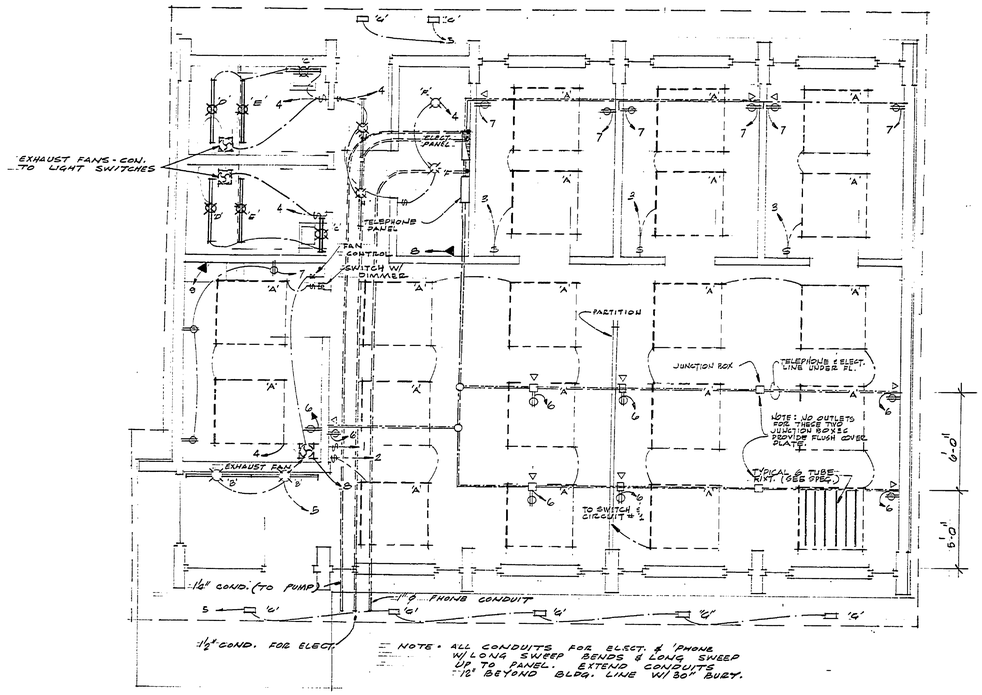

ELECTRICAL PLAN

SYMBOLS: INCANDESCANT FIXT. · FLUOR. FIXT. · CONVENIENCE OUTLET · TELEPHONE OUTLET & SWITCH

1/4" = 1'-0"

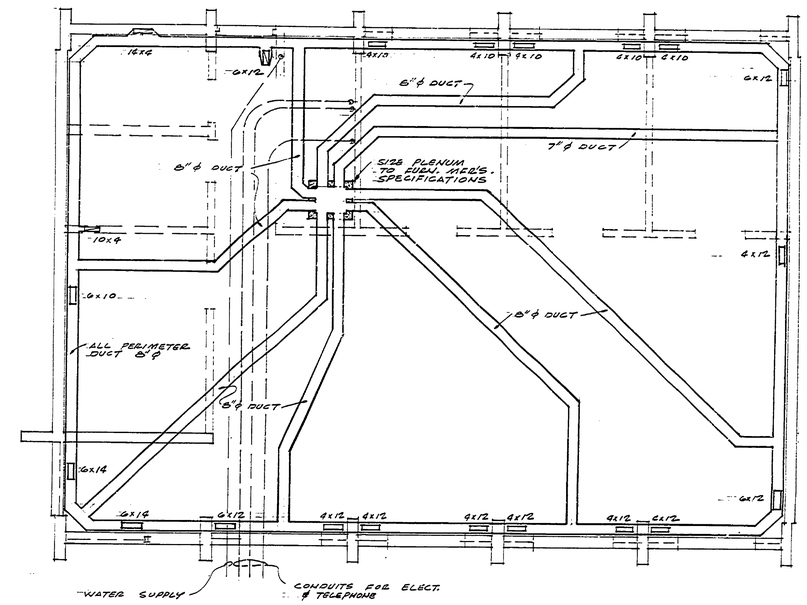

PLAN — HEATING DUCTS

(PERIMETER LOOP SYSTEM)

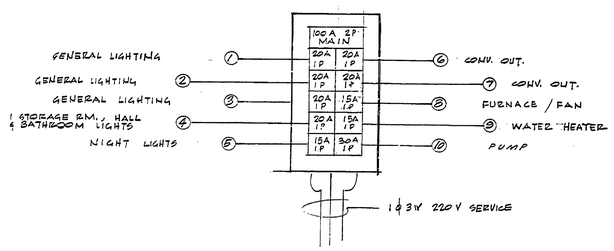

ELECTRICAL PANEL DIAGRAM

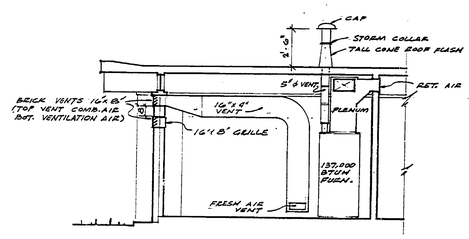

SECTION - E. WALL UTILITY ROOM

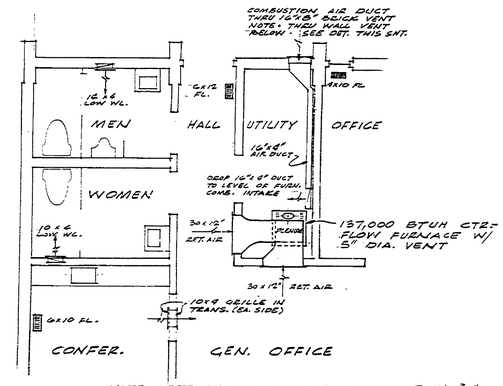

NOTE: RETURN AIR GRILLES LOCATED @ 8'-5 3/4" ± TO ℄ OF GRILLE.

PARTIAL FL. PLAN

SURVEYED BY		DRAWN BY JAC VP		NO.	DATE	BY	REVISIONS	NO.	DATE	BY	REVISIONS
DESIGNED BY		CHECKED BY		1.				3.			
	DATE		DATE	2.				4.			

MICHIGAN DEPARTMENT OF CONSERVATION

YANKEE SPRINGS RECREATION AREA — AREA OFFICE BUILDING

SHEET NO. 6 OF 6

FOR PROJECT NO. Fa-110-75-2498-002-C-1

ELECTRICAL HEATING

SHEET 6 OF 6 — PLAN NO. A-1430

LIGHT FIXTURES: 'A' SYLVANIA AM-48-BA-6604; 'B' SOLUX 2252-8-261; 'C' SOLUX PG1-12-121; 'D' SOLUX FE-2PE-161; 'E' SOLUX F10T8/CW 100W; 'G' W 745-3 'SOLUX'; 'H' S2563X-4' SOLUX

VENT FANS: BATHS - ILG CEFA67 CONSTANT SPEED WIRED TO LT. SWITCH (125 CFM @ 1/8" SP) W/TYPE C.C. CURB; CONF. & M. ILG CFSA 85 W/SPEED CONTROL (325 CFM @ 1/8" S.P.) W/TYPE AC-5A CURB - INSTALL HART & COOLEY GRILL #650 10x10 BELOW (1/200 HP)

FURNACE LENNOX G8B-102 137,000 BTUH INPUT W/ 5" ϕ OVERVENT FLUE — D.A. GRILLES #740-H HART & COOLEY — BRICK VENTS CONSTR. SPECIALTIES #231EK 16"x8"x8 1/8" 60.00" FREE AREA
HEATING - FLOW DIFFUSERS #411 HART & COOLEY AREA — LOW WALL DIFFUSERS (3) BATH EXH. #660 H.A.D. — GRILLE, DOOR, CAVE EXH. DR. = #650 H.V.C.