COMMERCIAL BLUEPRINT SERVICE 600 6-61

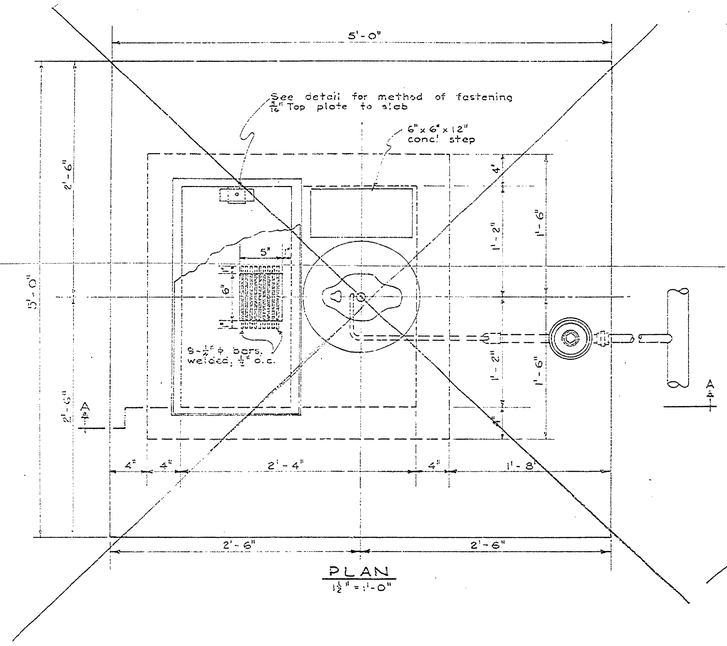

PLAN
1½" = 1'-0"

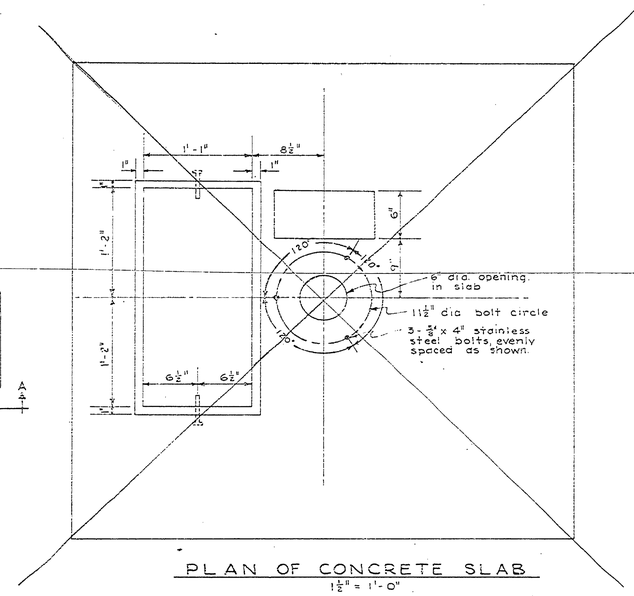

PLAN OF CONCRETE SLAB
1½" = 1'-0"

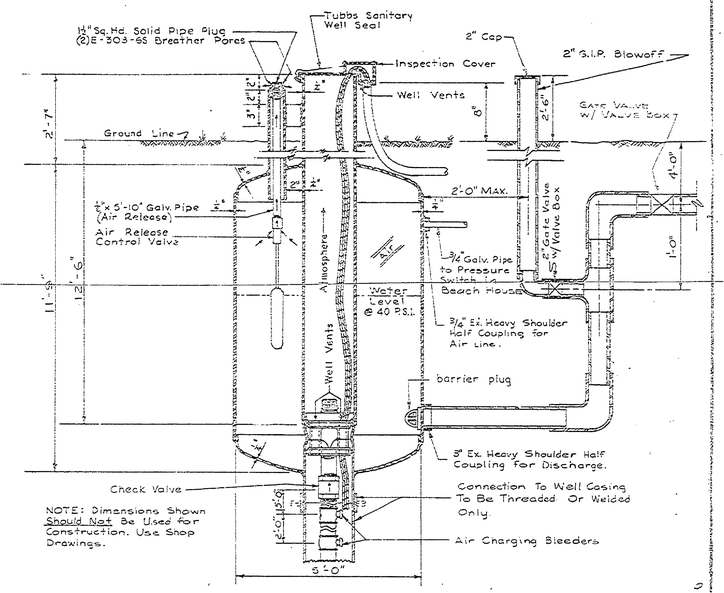

NOTE: Dimensions Shown Should Not Be Used for Construction. Use Shop Drawings.

1500 GALLON
PITLESS ADAPTER TANK
No Scale

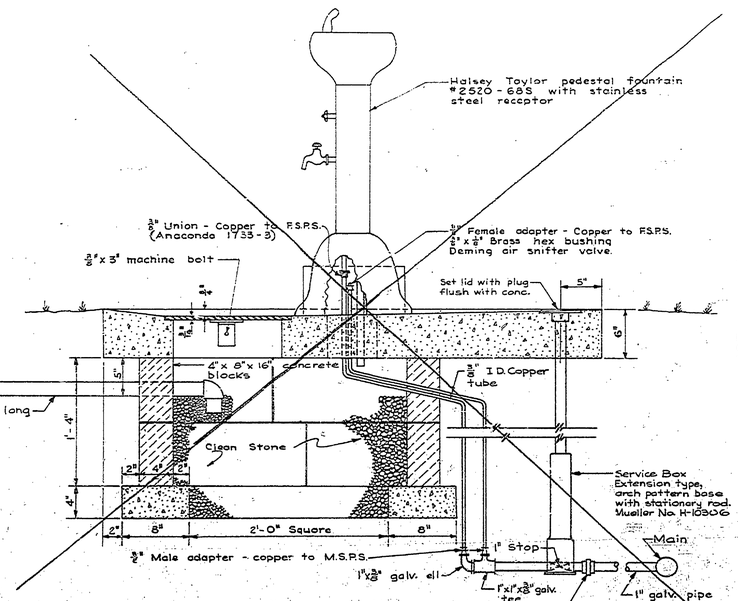

SECTION 'A-A'
½" = 1'-0"

NOTE: Shut-off valve in service box. Open faucet on fountain and pump air through snifter valve for winter shut down.

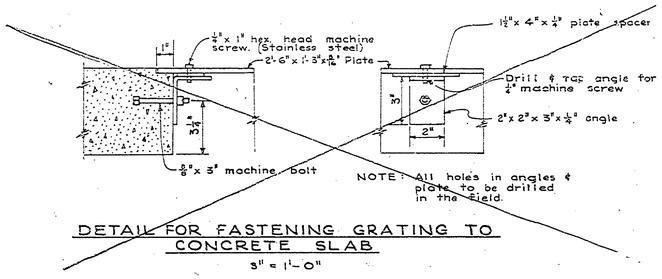

NOTE: All holes in angles & plate to be drilled in the field.

DETAIL FOR FASTENING GRATING TO CONCRETE SLAB
3" = 1'-0"

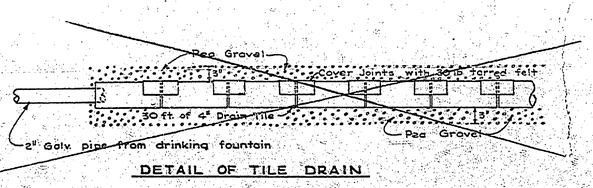

DETAIL OF TILE DRAIN

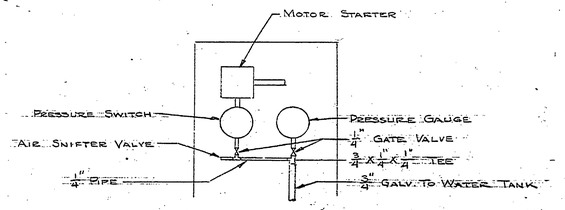

PUMP CONTROL DETAIL
IN BEACH HOUSE

RE MICROFILM

SURVEYED BY		DRAWN BY COTE	Sept '60	NO.	DATE	BY	REVISIONS	NO.	DATE	BY	REVISIONS	MICHIGAN DEPARTMENT OF CONSERVATION	DRINKING FOUNTAIN PLAN	SHEET NO. ___ OF ___	YANKEE SPRINGS REC. AREA
DESIGNED BY SARKER	Oct. '61	CHECKED BY W.H.E.	9-65	1.	6-69	HLR	Extension Type Service Box in Slab	3.						FOR PROJECT NO. 24-1211	SHEET 3 OF 5 PLAN NO. E-14
	DATE		DATE	2.	8-69	JHM	Tank Connection to Casing	4.							