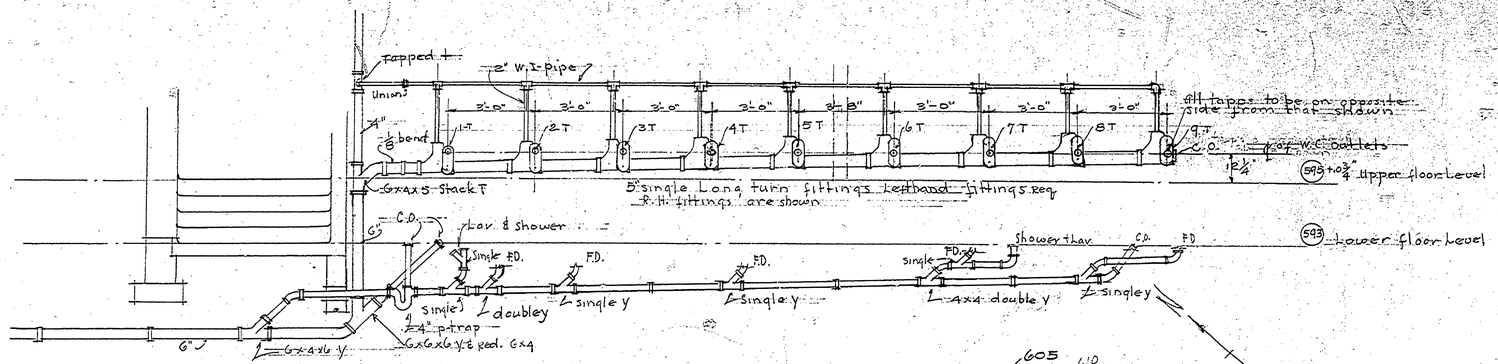

DETAILED ASSEMBLY OF SANITARY FITTINGS
for
WALL TYPE F.W.C. AND
DRAINAGE SYSTEM
Tappings as indicated are for a raised rear vent W.C.

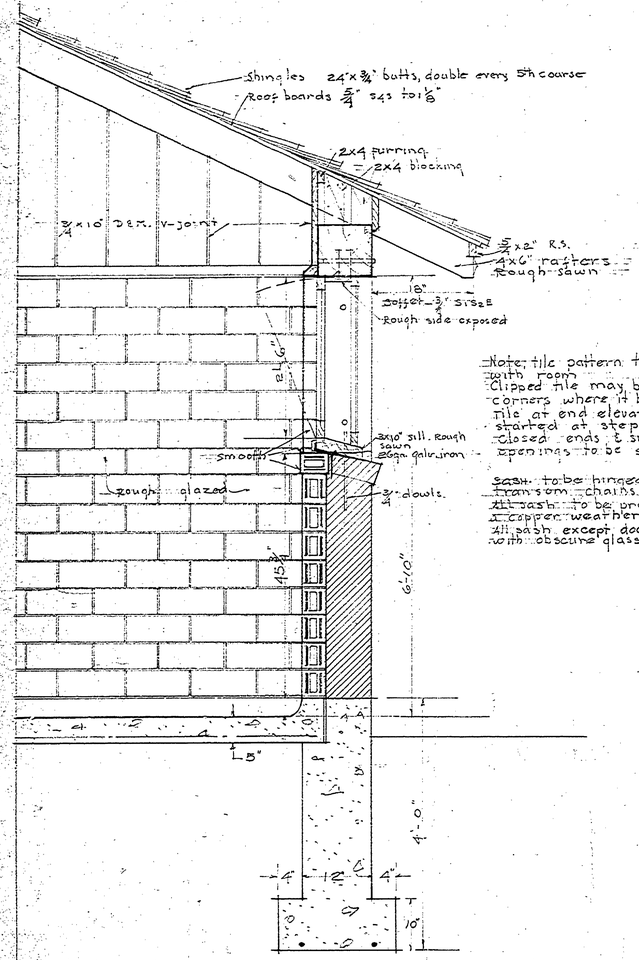

TYPICAL WALL SECTION
scale 1"=1'-0"

Note; tile pattern to center with room.
Clipped tile may be used at corners where it bends into wall.
Tile at end elevations to be started at steps.
Closed ends & sills around openings to be smooth glazed.

Sash to be hinged at bottom
transom chains & latch at top
All sash to be provided with a copper weather strip.
All sash except doors to be glazed with obscure glass.

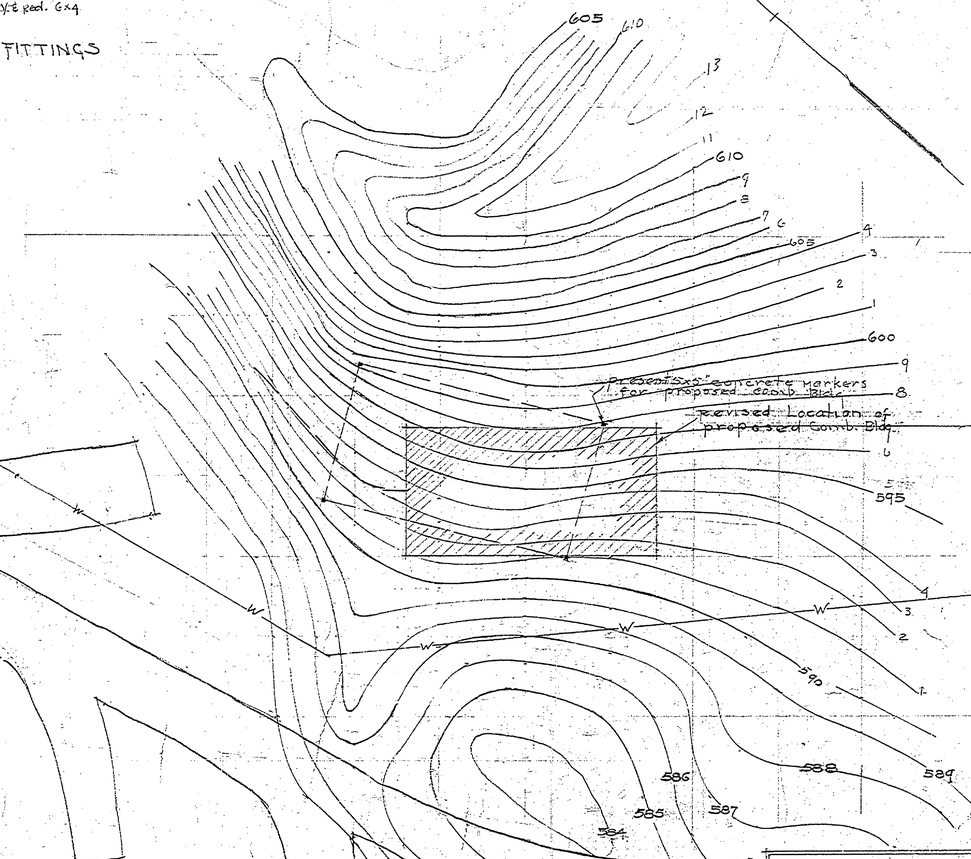

PLOT PLAN
scale 1"= 12'

MICHIGAN
DEPARTMENT OF CONSERVATION
IN COOPERATION WITH
UNITED STATES
DEPARTMENT OF THE INTERIOR
NATIONAL PARK SERVICE

A-90

Drawn by C.F.H.	COMBINATION BUILDING	Drawing No. 4-1
Designed by Ernest Hartwell	LUDINGTON STATE PARK	Scale 1/4" = 1 foot
Checked by	No. 2	Projection SP-2
		Date 1/20/39

Prepared & Approved by: STATE ARCHITECT — Date 4/1/39
Recommended for Approval: INSPECTOR — Date 4/3/39

INSURANCE No. 8
MASTER PLAN #44