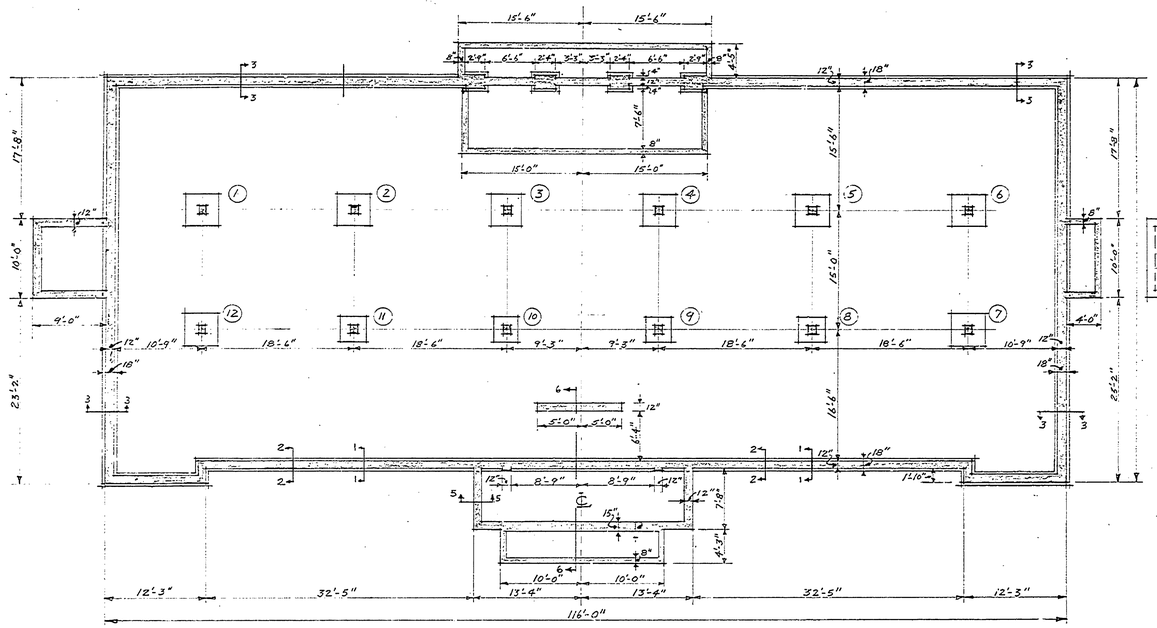

FOUNDATION & FOOTING PLAN
Scale 1/8"=1'-0"

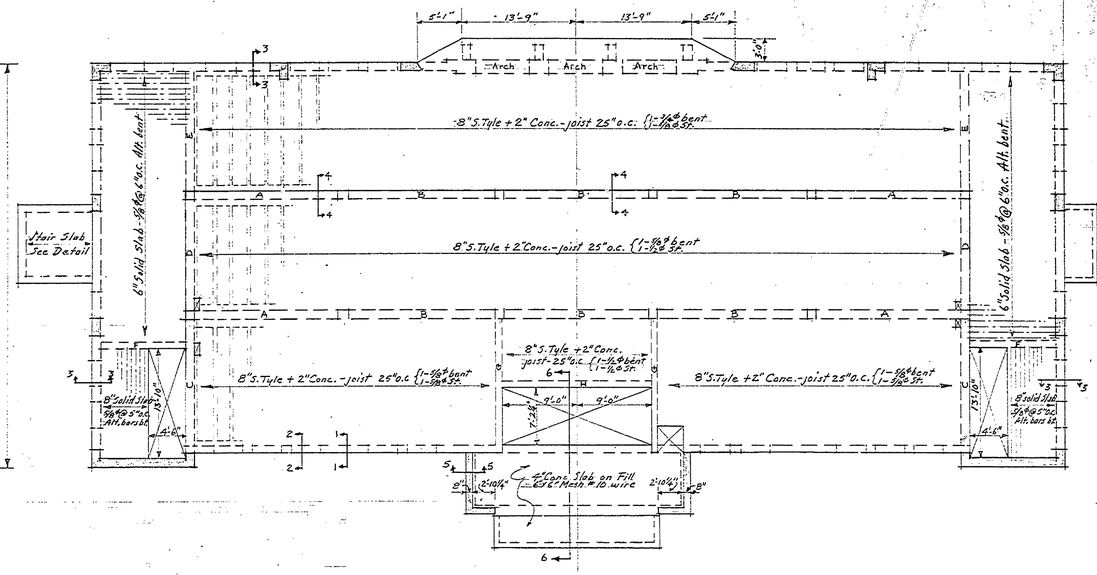

FIRST FLOOR FRAMING PLAN
Scale 1/8"=1'-0"

COLUMN & FOOTING SCHEDULE						
Col. Nos.	Size	V. Steel	Stays	Dowels	Footing Size	Steel
1,2,3,4,5,6	12"x12"	4-7/8" ϕ	1/4" ϕ @ 10"	4-7/8" ϕ	4'-0"x4'-0"x18"	1/2" ϕ @ 6" o.c. each way
7, 12	16"x16"	4-1" ϕ	1/4" ϕ @ 10"	4-1" ϕ	5'-0"x5'-0"x15" Col. 16"x16"	1/2" ϕ @ 5" o.c. each way
8,9,10,11	12"x12"	4-7/8" ϕ	1/4" ϕ @ 10"	4-7/8" ϕ	3'-0"x3'-0"x12"	1/2" ϕ @ 6" o.c. each way

BEAM SCHEDULE					
Mkd	Size	Tee	Section	Steel	Stirrups
A	12"x20"	30"		2-1" ϕ bent 2-1" ϕ St.	19-7/8" U To each end @ 6"
B	12"x20"	30"	do.	2-1" ϕ bent 2-1" ϕ St.	do. stirrups
C	12"x24"	18"		See Detail	See Detail
D	12"x24"	18"		do.	do.
E	12"x16"	—		2-7/8" ϕ bent 1-7/8" ϕ St.	8-7/8" U each end @ 6" & 20"
F	10"x16"	—		2-7/8" ϕ bent 1-7/8" ϕ St.	8-7/8" U @ each end 1'-8½"
G	9"x24"	18"		1-7/8" ϕ bent 2-7/8" ϕ St.	3-7/8" U at beam H
H	14"x16"	15		2-7/8" ϕ bent 2-7/8" ϕ St.	12-7/8" U-6" each end-38 @ 2'-8"
J					

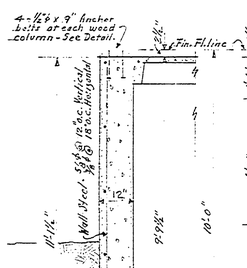

SECTION 1-1

ELEV. of WINDOW

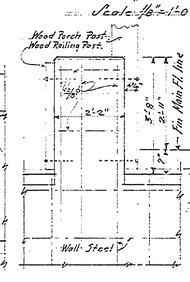

PIER ELEV.

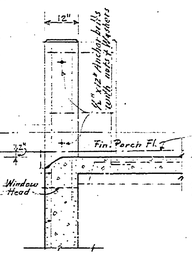

SECTION 3-3

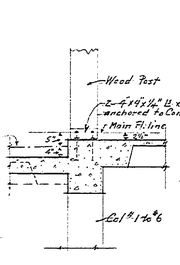

SECTION 4-4

SECTION 2-2

WALL & FLOOR SECTIONS
Scale 1/2"=1'-0"

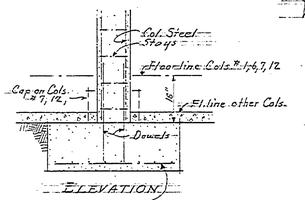

ELEVATION

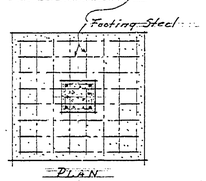

PLAN

DETAIL OF TYPICAL COL. FOOTING
Scale 1/4"=1'-0"

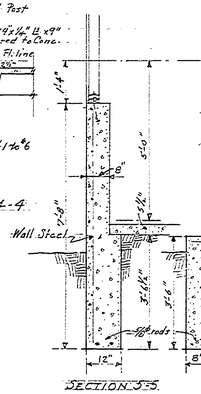

SECTION 5-5

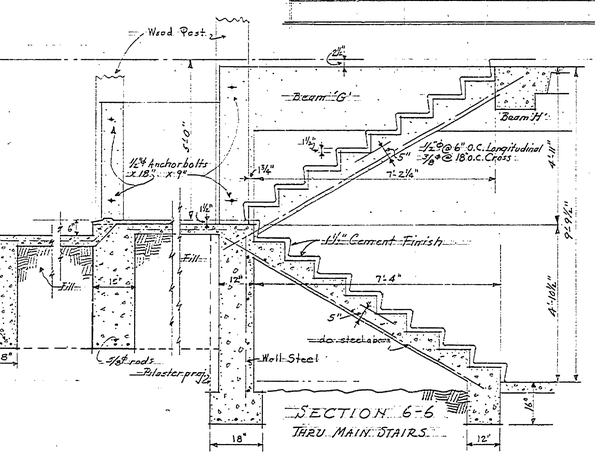

SECTION 6-6
THRU MAIN STAIRS

INSURANCE #5
MASTER PLAN #4

Lindington

Sheet #1-C

A-98

S-P.2-104