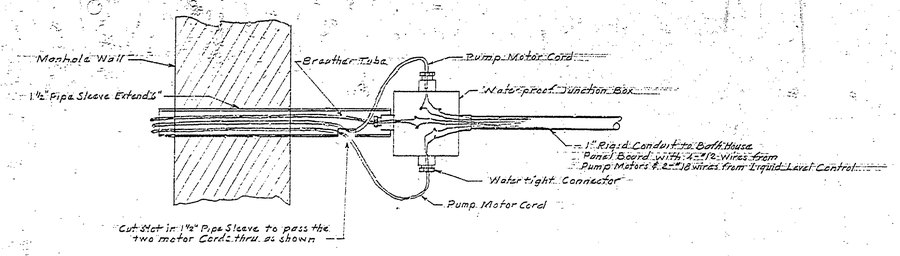

JUNCTION BOX DETAILS

SCALE 3"=1'-0"

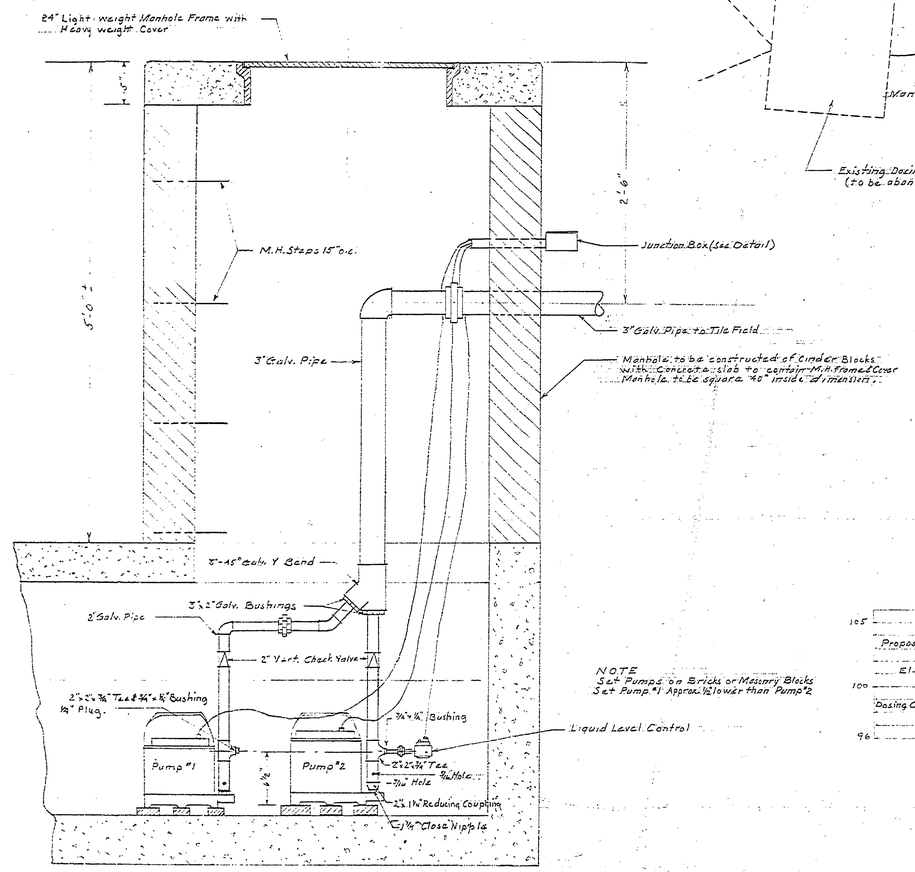

NOTE
Set Pumps on Bricks or Masonry Blocks
Set Pump #1 Approx. ½" lower than Pump #2

SECTION OF PUMPS & PIPING

SCALE 1½"=1'-0"

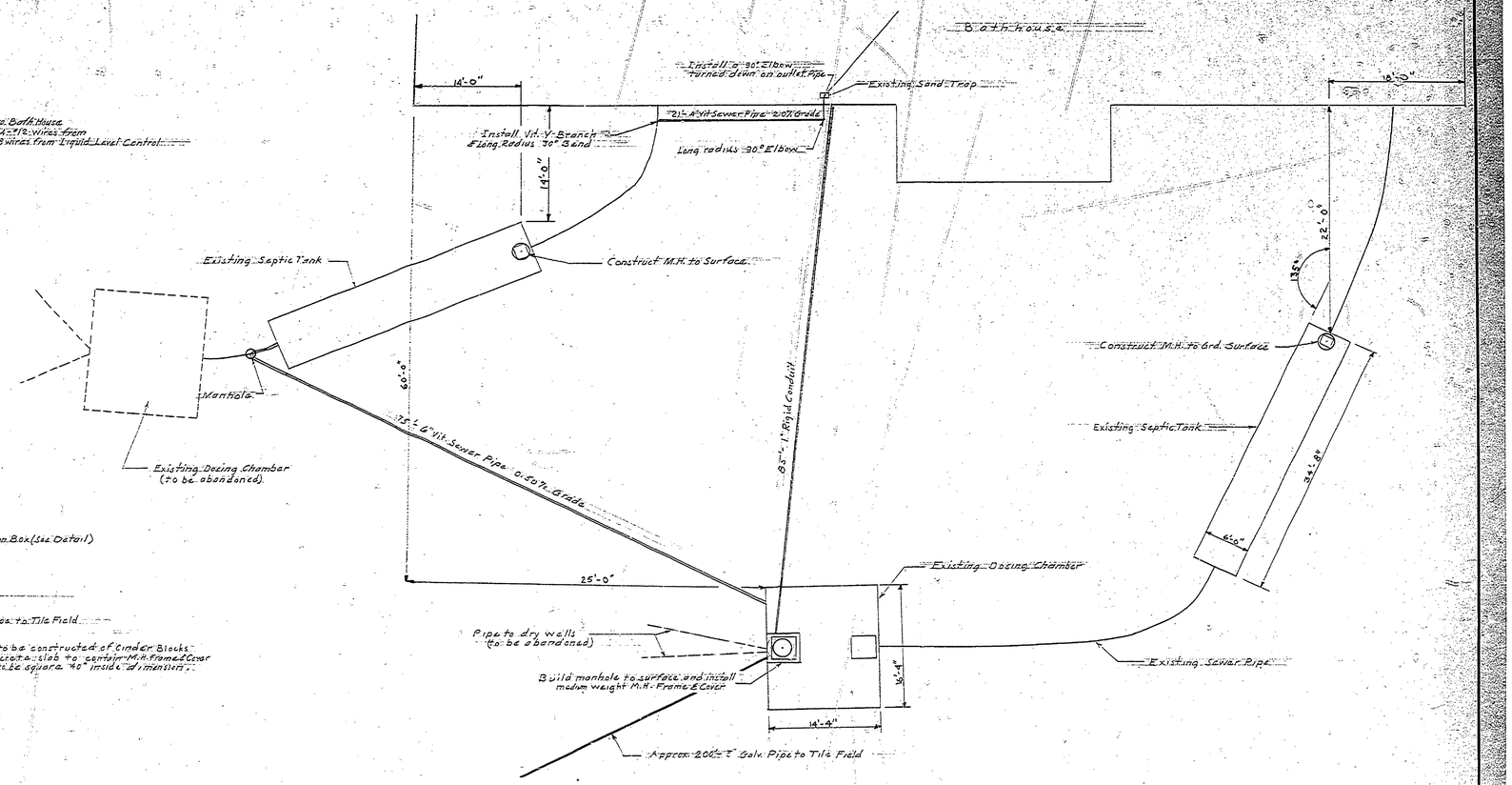

PLAN OF SEWAGE SYSTEM

Scale 1/8"=1'-0"



PROFILE OF FORCE MAIN & TILE FIELD

Scale = Vert. 1"=5'-0"
Horz. 1"=50'-0"

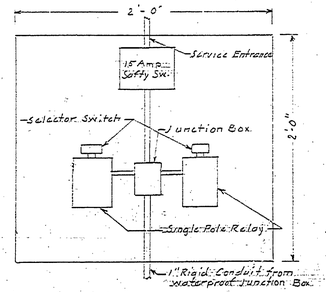

PANEL BOARD DETAIL

No Scale

NO.	DATE	BY	REVISIONS	DATE	BY
1			4		
2			5		
3			6		

REVIEWED BY SECTIONS		DATE
ARCHITECTURAL	J.T.R.	12-8-55
ENGINEERING	H.C.M.	9 Dec 55
LANDSCAPE	J.T.R.	12-8-55

APPROVED BY [signature]
ASSISTANT CHIEF IN CHARGE OF DESIGN
DATE 12-9-55

DRAWN BY E.J.P.
TRACED BY "
CHECKED BY "
DATE 11-30-55

MICHIGAN
DEPARTMENT OF CONSERVATION
PARKS AND RECREATION DIVISION

LUDINGTON STATE PARK
BATHHOUSE SEWERAGE SYSTEM REPAIR
SCALE AS SHOWN

SHEET NO. 2 OF

PLAN NO. P-120