R-1639 COMMERCIAL BLUEPRINT SERVICE 11-74 8M82

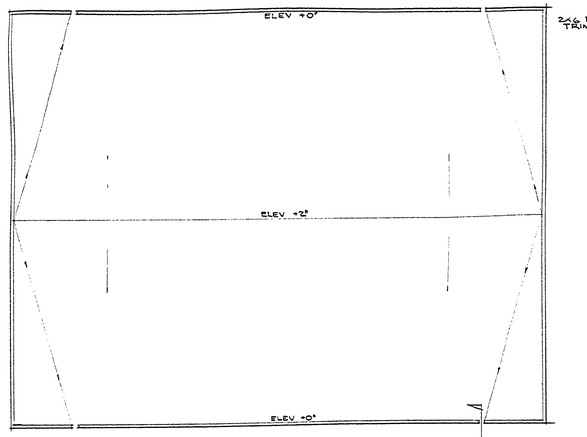

ROOF PLAN
3/16" = 1'-0"

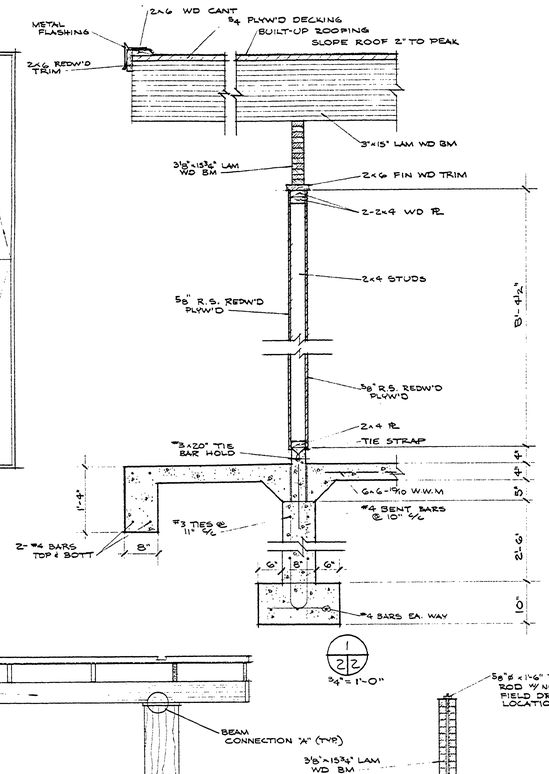

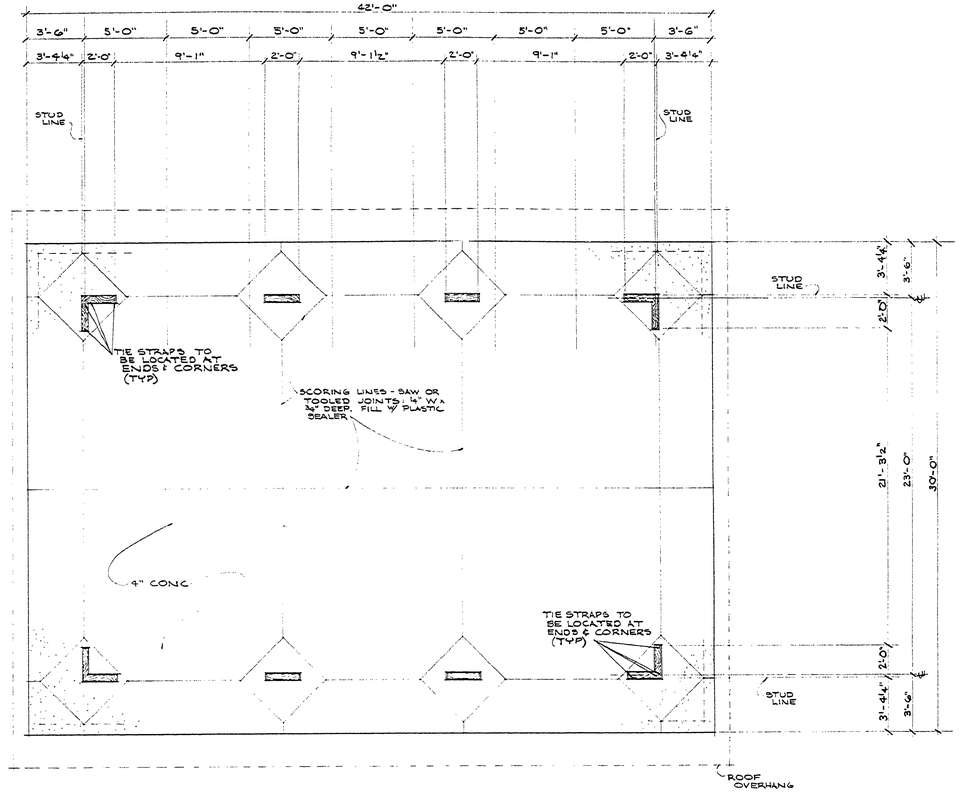

FLOOR PLAN
1/8" = 1'-0"

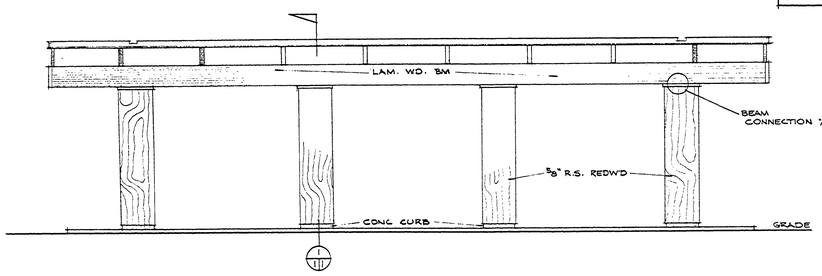

FRONT ELEVATION
1/4" = 1'-0"

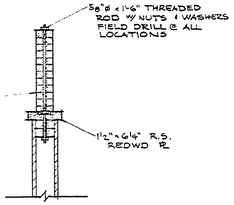

BEAM CONNECTION "A"
1" = 1'-0"

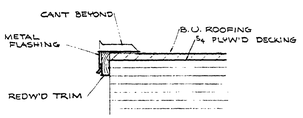

1/2
2/2

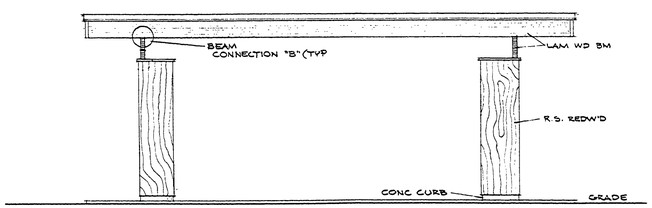

SIDE ELEVATION
1/4" = 1'-0"

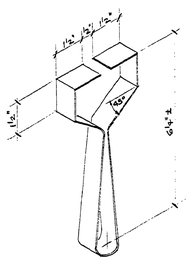

ISOMETRIC VIEW OF TIE STRAP
NOT TO SCALE
TIE STRAP TO BE SIMPSON'S MODEL ST-18 : 1 1/4" WIDE x 17 3/4" LONG.

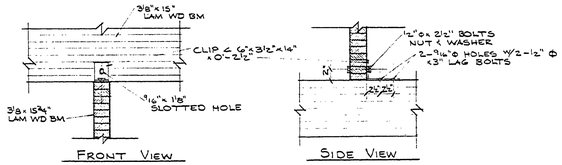

FRONT VIEW

SIDE VIEW

BEAM CONNECTION "B"
1" = 1'-0"



LAMINATED WOOD BEAM
3/16" = 1'-0"

BUILDING COMMITTEE APPROVAL
BY: _____ CHAIRMAN DATE _____
RECOMMENDED FOR APPROVAL: ENGINEERING OR ARCHITECTURAL SUPERVISOR DATE 2/15/76
RECOMMENDED FOR APPROVAL: PROGRAM AND PLAN COORDINATOR DATE
DIVISION/REGION APPROVAL
BY: DIVISION CHIEF/REGIONAL MANAGER DATE
ENGINEERING DIVISION
APPROVED: CHIEF ENGINEER DATE

SURVEYED BY		DRAWN BY SP	2/76	NO.	DATE	BY	REVISIONS	NO.	DATE	BY	REVISIONS
DESIGNED BY		CHECKED BY		1.				3.			
	DATE		DATE	2.				4.			

MICHIGAN
DEPARTMENT OF NATURAL RESOURCES

ALOHA PICNIC SHELTER
PLANS & DETAILS
SHEET TITLE

ALOHA STATE PARK
AREA OR PARK

PICNIC SHELTER
PROJECT

PROJECT NO. 24-1545

SHEET 2 OF 2 PLAN NO. A-106