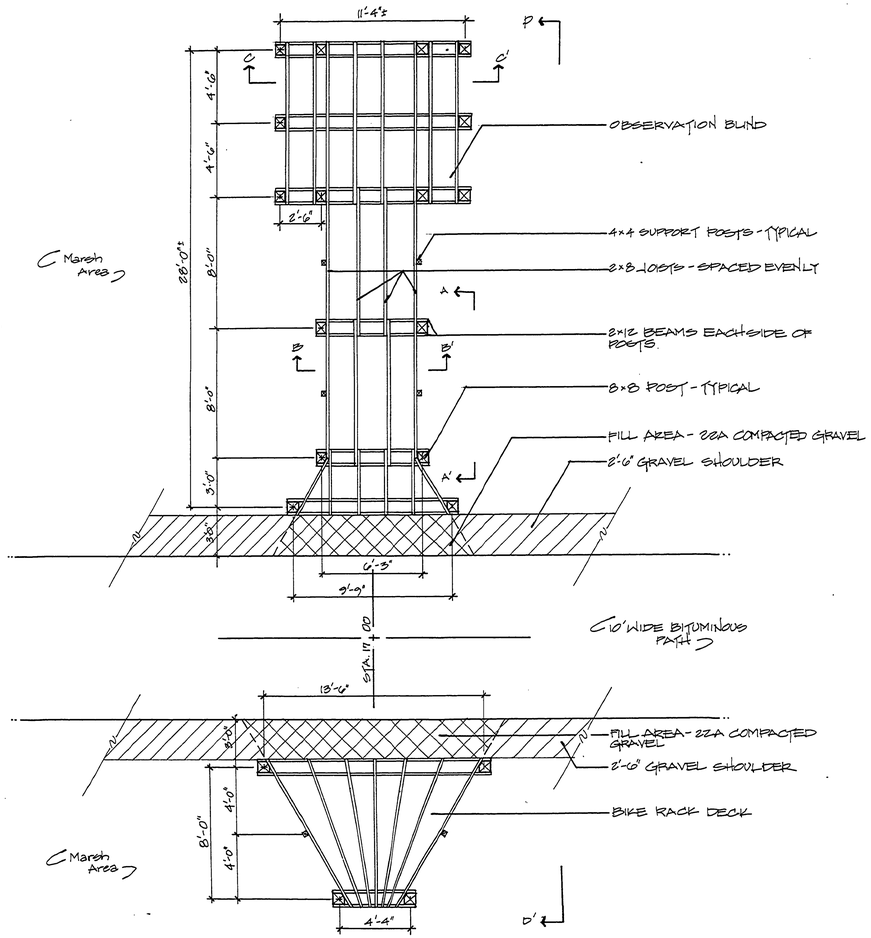

OBSERVATION BLIND and BIKE RACK DECK FRAMING PLAN

Scale: 1/4"=1'-0"

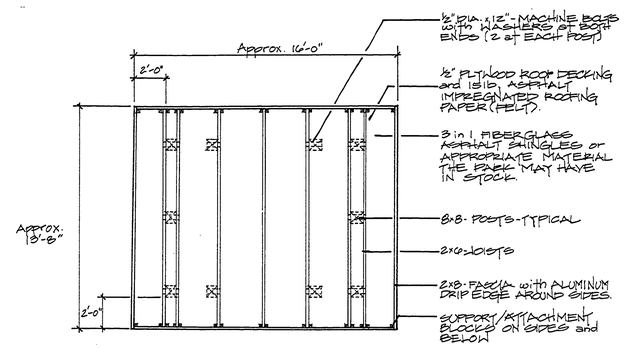

ROOF FRAMING PLAN

Scale: 1/4"=1'-0"

NOTES

- 1/2" CHAMFER ALL BOARD TOP EDGES. ALL LUMBER SHALL BE PRESSURE TREATED and HAVE A BENDING STRESS f_b = 1200 psi.
- COUNTERSINK ALL LAGSCREWS and BOLTHEADS at INTERIOR LOCATIONS.
- UNLESS OTHERWISE NOTED, ALL 2x RAILING PLANKS SHALL BE SECURED TO 4x4 SUPPORT POSTS with A MINIMUM OF 2 3/8 Dia. CARRIAGE BOLTS with NUT and WASHER. LOCATE BOLT HEAD ON INTERIOR SIDE OF RAILING.
- ALL 2x SIDE RAILING PLANKS SHALL BE SECURED TO THE PILINGS with A MINIMUM OF 2 EACH 3/8" Dia. x 4" LAG SCREWS with WASHER.
- 2x12 BEAMS SHALL BE FASTENED TO PILINGS with A MINIMUM OF 2 EACH 1/2" Dia. MACHINE BOLTS and WASHERS on BOTH SIDES.
- ALL 4x4 SUPPORT POSTS SHALL BE FASTENED TO 2x8 JOISTS with a MINIMUM OF 2 EACH 3/8" Dia. MACHINE BOLTS and NUTS with WASHERS ON BOTH SIDES.
- INSTALL DECK BOARDS USING HOT DIPPED GALVANIZED COATED, SPIRAL 12d NAILS (Minimum 2 per joist).
- ALL BOLTS, NUTS, and WASHERS SHALL BE ZINC CHROMATE or CADMIUM PLATED STEEL. ALL NUTS SHALL BE LOCK TYPE.
- SCRAP 2x MATERIAL MAY BE USED AS SPACERS FOR BOTH ROOF and BLIND JOISTS.
- ACTUAL LENGTHS FOR 8x8 POSTS WILL BE DETERMINED BY THE TEST PILE
- INSTALL DECK BOARDS BARK SIDE UP

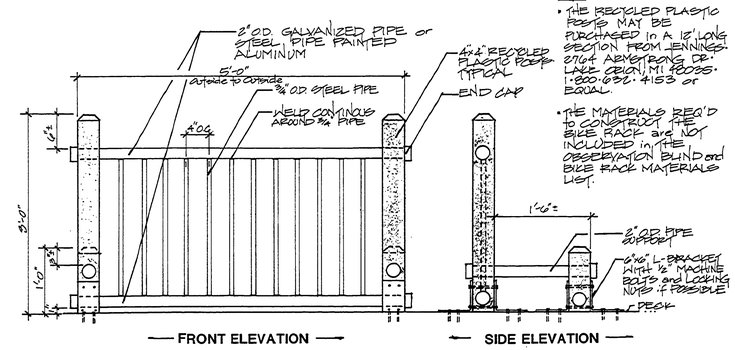

NOTE –
- THE RECYCLED PLASTIC POSTS MAY BE PURCHASED in A 12' LONG SECTION FROM JENNINGS. 27104 ARMSTRONG DR. LAKE ORION, MI 48035. 1-800-692-4153 or EQUAL.
- THE MATERIALS REQ'D TO CONSTRUCT THE BIKE RACK are NOT INCLUDED in THE OBSERVATION BLIND and BIKE RACK MATERIALS LIST.

— FRONT ELEVATION — — SIDE ELEVATION —

BIKE RACK ELEVATION DETAILS

Scale: 1"=1'-0"

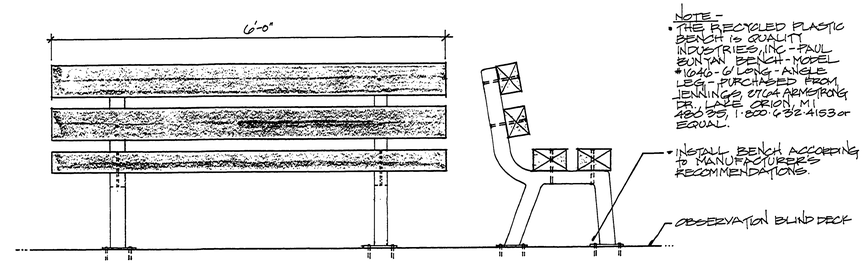

NOTE –
- THE RECYCLED PLASTIC BENCH is QUALITY INDUSTRIES, INC - PAUL BUNYAN BENCH - MODEL #1640 - 6' LONG - ANGLE LEG - PURCHASED FROM JENNINGS 27104 ARMSTRONG DR. LAKE ORION, MI 48035. 1-800-692-4153 or EQUAL.

— FRONT ELEVATION — — SIDE ELEVATION —

BENCH ELEVATIONS DETAILS

Scale: 1"=1'-0"

APPROVED BY: CHIEF, PARKS DIVISION — DATE 3/11/92

REVIEWED BY: IN CHARGE, PROGRAM PLANNING — DATE 3/6/92

SURVEYED BY		DRAWN BY P. PETERSEN	1/92	NO.	DATE	BY	REVISIONS	NO.	DATE	BY	REVISIONS	MICHIGAN DEPARTMENT OF NATURAL RESOURCES	OBSERVATION BLIND and BIKE RACK DECK (SHEET TITLE)
DESIGNED BY P. PETERSEN	1/92	CHECKED BY L. MILLER	1/92	1.				3.					
	DATE		DATE	2.				4.					

BAY CITY STATE PARK (AREA OR PARK)
INTERPRETATION SYSTEM (PROJECT)
PROJECT NO.
SHEET 2 OF 2
PLAN NO. L-120