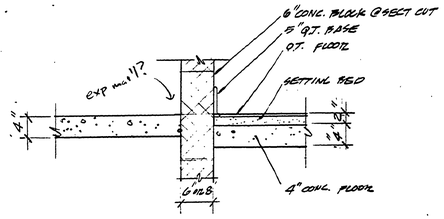

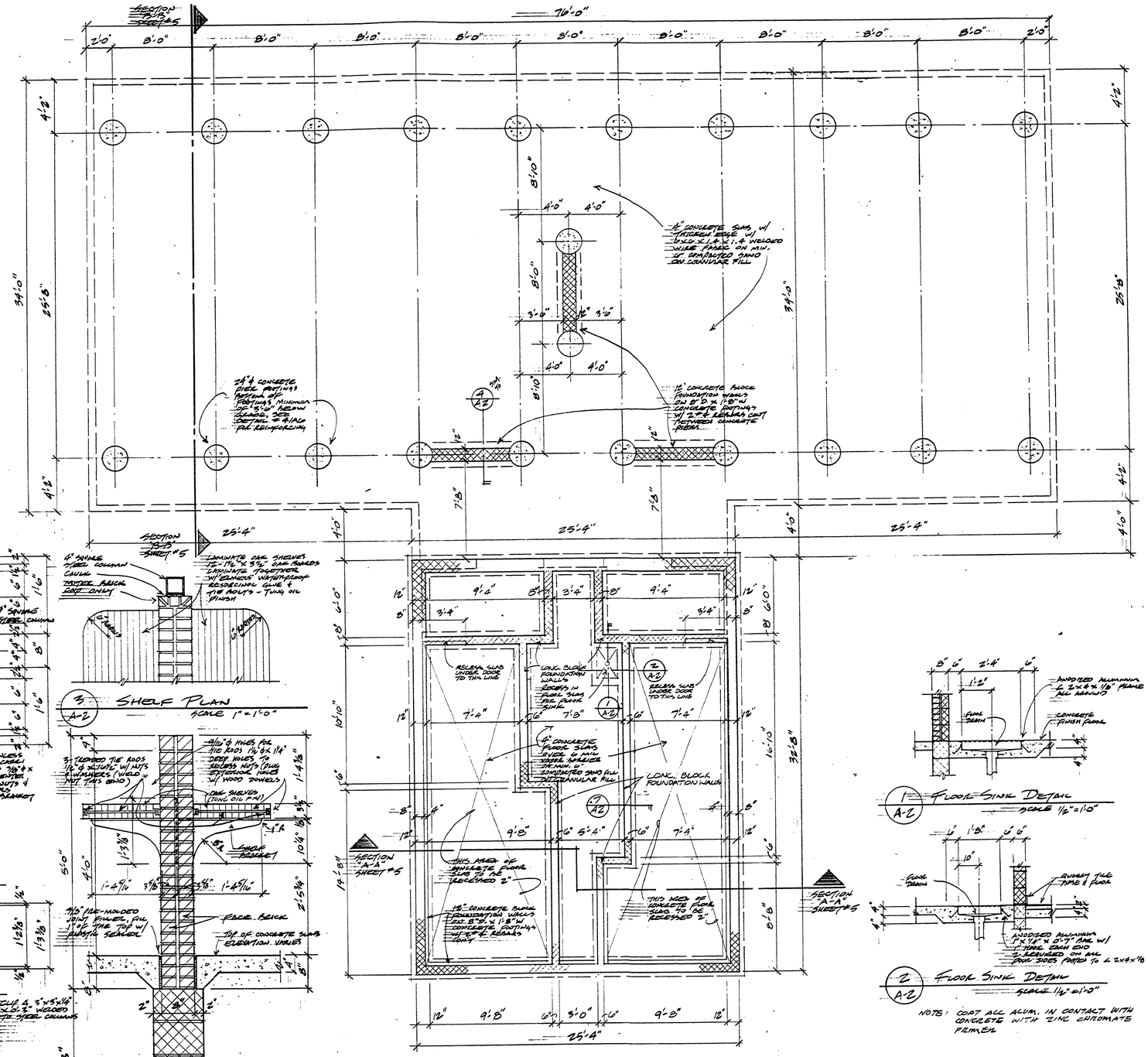

7 / A-2 SLAB DETAIL

SCALE 1"=1'-0"

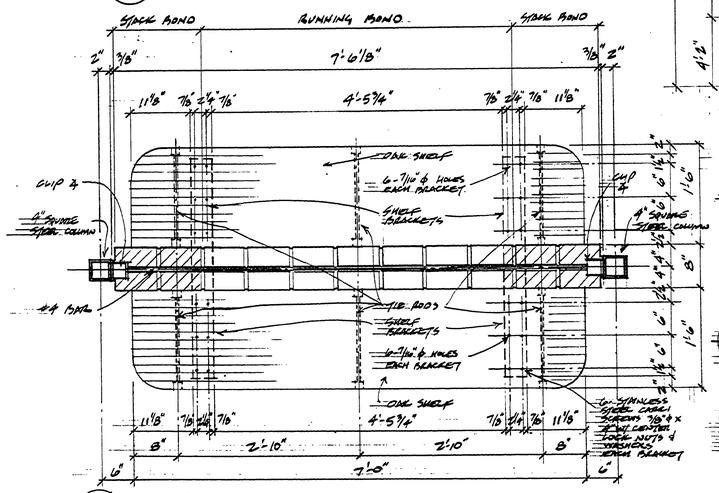

6 / A-2 PLAN OF ONE SHELF WALL

SCALE 1"=1'-0"

3 / A-2 SHELF PLAN

SCALE 1"=1'-0"

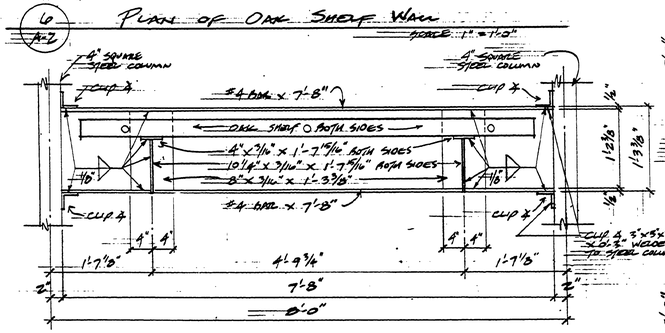

5 / A-2 FRONT ELEVATION OF SHELF SUPPORT BRACKET

SCALE 1"=1'-0"

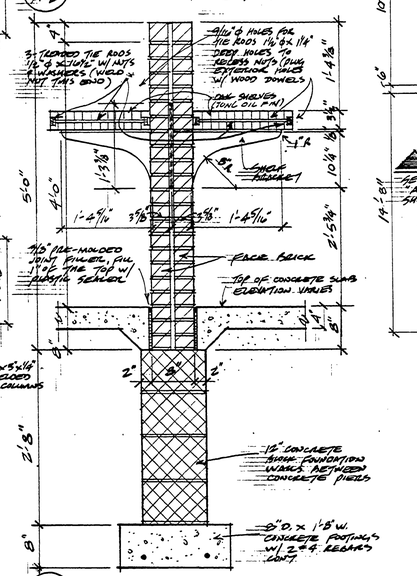

4 / A-2 WALL DETAIL

SCALE 1"=1'-0"

NOTE:
1. 4" SQUARE STEEL COLUMNS @ WALL W/ SHELVES TO STOP AT TOP OF WALL CAP W/ 4"x4"x1/4" STEEL PLATE

1 / A-2 FLOOR SINK DETAIL

SCALE 1/2"=1'-0"

2 / A-2 FLOOR SINK DETAIL

SCALE 1/2"=1'-0"

NOTE: COAT ALL ALUM. IN CONTACT WITH CONCRETE WITH ZINC CHROMATE PRIMER

FOUNDATION PLAN

SCALE 1/4"=1'-0"

Bernath-Coakley Associates, Architects
4104 W. St. Joseph Hwy.
Lansing, Michigan 48917
(517) 321-9525

STATE OF MICHIGAN
DEPARTMENT OF MANAGEMENT AND BUDGET
Office of Facilities

TOILET AND SHELTER BUILDING
BAY CITY STATE PARK
STATE OF MICHIGAN
DEPARTMENT OF NATURAL RESOURCES
PARKS DIVISION

Revisions
AUG. 3, 1990

Date
JULY 27, 1990

Comm No
9034

Sheet No
A2
L-123