R-1538 COMMERCIAL BLUEPRINT SERVICE 500 11-74 59962

FINISH SCHEDULE

RM. NO.	NAME	FLOOR: CERAMIC TILE	FLOOR: V.A. TILE	FLOOR: CONC. SEALED	BASE: CERAMIC	BASE: VINYL	BASE: NONE REQ'D	WALLS MATERIAL: CONC. BLOCK	WALLS FINISH: PAINTED	CEILINGS MATERIAL: DRYWALL	CEILINGS MATERIAL: WOOD	CEILINGS MATERIAL: MET. DECK	CEILINGS FINISH: PAINTED	CEILINGS FINISH: STAIN & VARNISH	CL'G. HGT.	REMARKS
		1	2	3	1	2	3	1	1	1	2	3	1	2		
100	LOBBY		2			2		1	1	1			1		8'-1"	
101	LOUNGE		2			2		1	1		2			2		
102	WOMEN	1			1			1	1	1			1		8'-1"	
103	MEN	1			1			1	1	1			1		8'-1"	
104	MECH./STOR.			3			3	1	1	1			1		8'-1"	1x8 CL'G/WALL TRIM
105	OFFICE		2			2		1	1	1			1		8'-1"	" " " "
106	VAULT		2			2		1	1			3	1		7'-4"	
107	SALES AREA		2			2		1	1	1			1		8'-1"	

DOOR SCHEDULE

MARK	SIZE	DOOR TYPE	DOOR MAT'L	DOOR FIN.	FRAME TYPE	FRAME MAT'L	FRAME HEAD	FRAME JAMB	FRAME SILL	HDW'R. SET NO.	REMARKS
							DETAIL NO.				
D1	3'-0" x 7'-0" x 1 3/4"	A	MET.	P.		MET.	1/6	6/3	1/6	1	
D2	3'-0" x 7'-0" x 1 3/4"	C	MET.	P.		MET.	1/3	2/3		4	LOUVER
D3	3'-0" x 7'-0" x 1 3/4"	A	MET.	P.		MET.	1/3	2/3		5	
D4	3'-0" x 7'-0" x 1 3/4"	B	MET.	P.		MET.	1/3	2/3		5	TEMP. GL.
D5	3'-0" x 7'-0" x 1 3/4"	A	MET.	P.		MET.	3/3	4/3		3	A LABEL
D6	9'-4" x 8'-0" (FOLDING)	D	WD.	N.			5/3	6/3		BY DR. MANUF.	SURFACE MOUNTED.
D7	3'-0" x 2'-7 1/8 x 3/4" (AT COUNTER)	—	—	—				13/4		6	PLASTIC LAM. OVER 3/4" PLYWD. (N.I.C.)
D8	14'-3" M.O. x 8'-0"	E	MT'L.	P.			7/3			7	FACE MOUNTED
D9	3'-0" x 7'-0" x 1 3/4"	A	MET	P.		MET.	4/6	3/6	6/6	2	

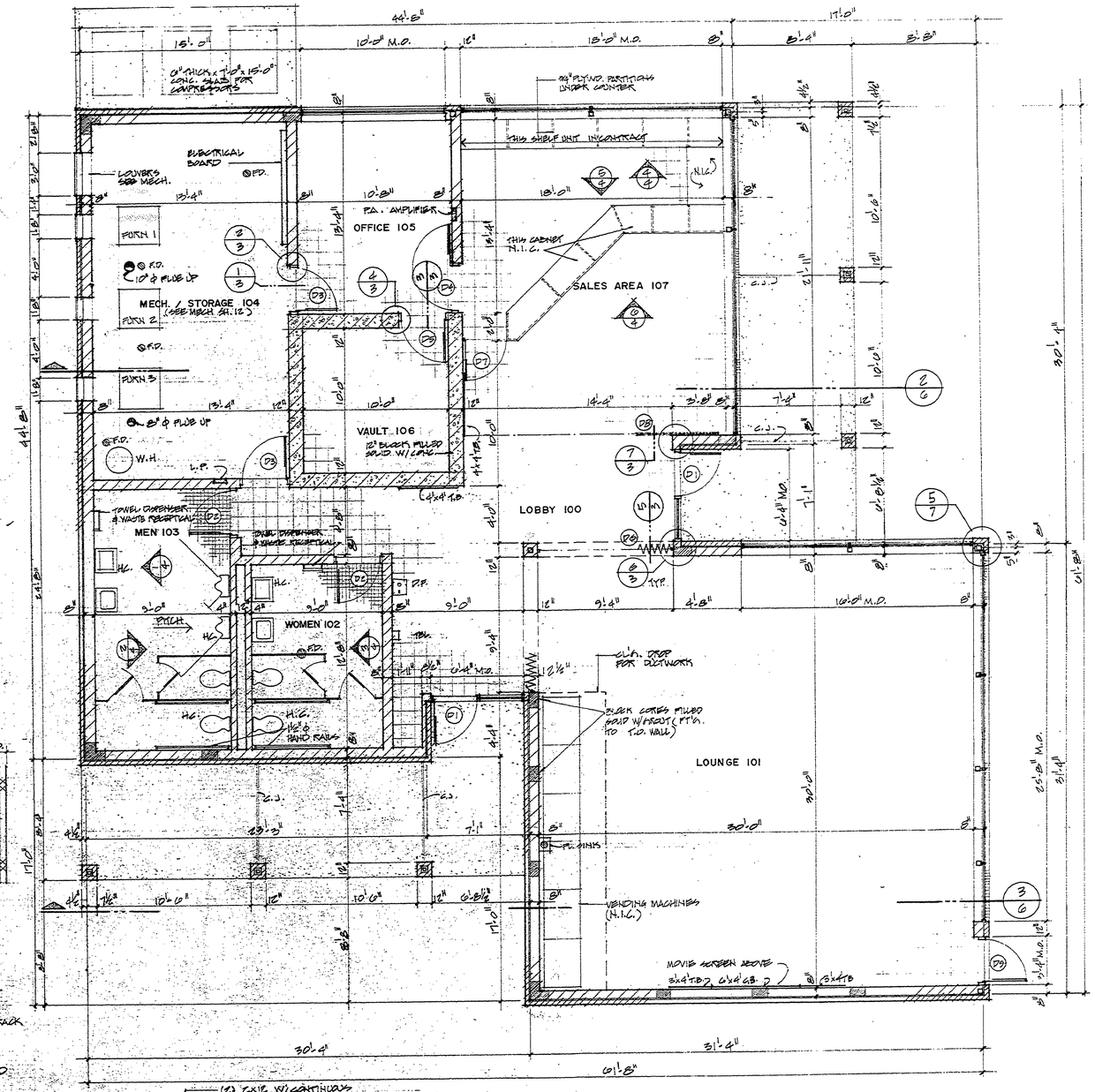

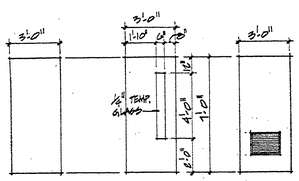

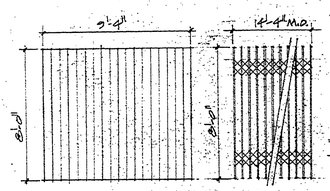

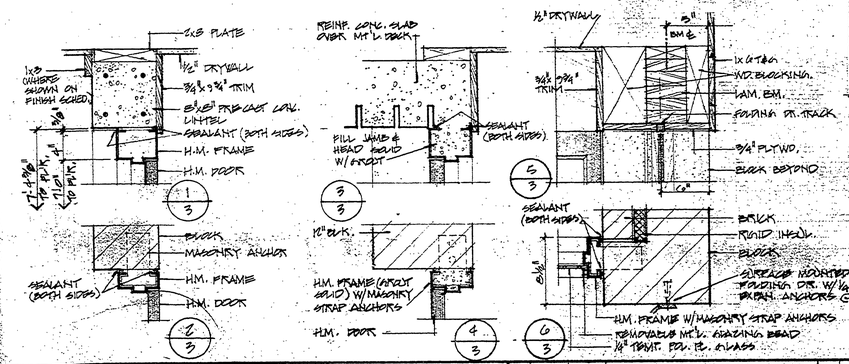

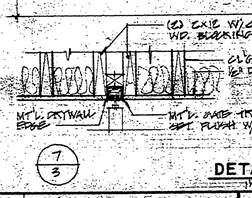

DETAILS

FLOOR PLAN

1/4" = 1'-0"



NOTE:
ALL DIMENSIONS ARE TO EDGE OF BLOCK WALLS, BRICK VENEER & INSUL. ASSUMED TO BE 4 1/2" ADDITIONAL THICKNESS.

SURVEYED BY	DRAWN BY D.G.		
DESIGNED BY	CHECKED BY M.E.P.		
DATE	DATE 12-15-76		

NO.	DATE	BY	REVISIONS	NO.	DATE	BY	REVISIONS
1.				3.			
2.				4.			

MICHIGAN
DEPARTMENT OF NATURAL RESOURCES

FLOOR PLAN, SCHEDULES & DETAILS
SHEET TITLE

BALD MOUNTAIN RECREATION AREA
AREA OR PARK
SHOOTING RANGE FACILITY
PROJECT

PROJECT NO. 22-4100
SHEET 3 OF 16
PLAN NO. E114