R-1635 COMMERCIAL BLUEPRINT SERVICE 500 11-74 59602

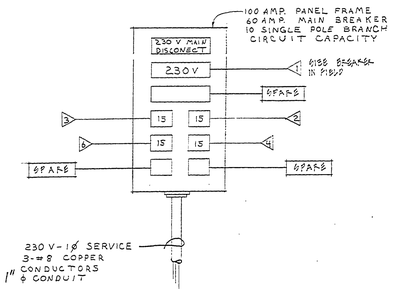

ELECT. PANELBOARD DIAGRAM

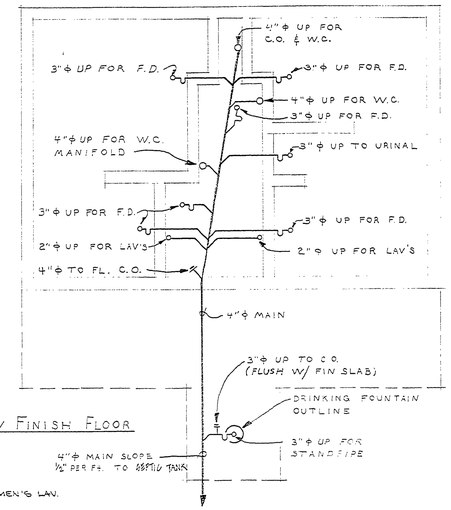

WASTE PLUMBING PLAN BELOW FINISH FLOOR

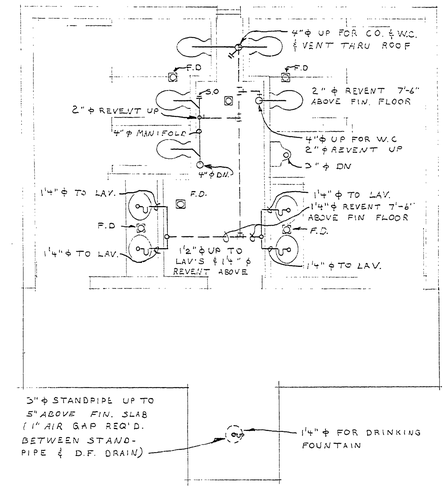

WASTE PLUMBING PLAN ABOVE FINISH FLOOR

ELECTRICAL LEGEND	
SYMBOLS	DESCRIPTION
⊕	CONV. OUTLET
	FLUORESCENT LIGHT FIXTURES
	INCANDESCENT LIGHT FIXTURES
○	LIGHT FIXTURE IDENT. NO.
▷	ELECT. PANEL CIRCUIT NO.
	100 AMP LOAD CENTER 10-POLE BREAKER PANEL
$	LIGHT SWITCH --- MOUNT 48" ABOVE FINISH FLOOR

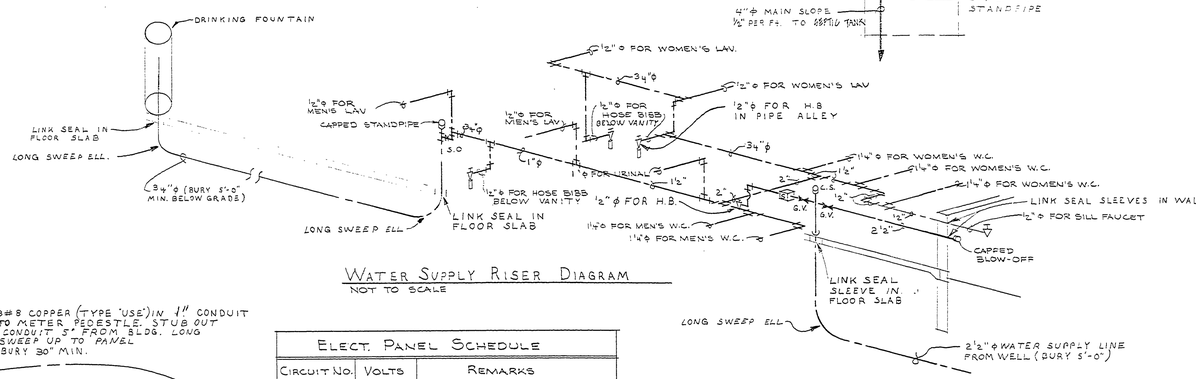

WATER SUPPLY RISER DIAGRAM
NOT TO SCALE

PLUMBING LEGEND		
SYMBOLS	ABBREV'S	DESCRIPTION
T	C.S.	CAPPED STANDPIPE
— - —	C.W.	COLD WATER LINE
▽	S.C.	SILL COCK
⋈	S.O.	SHUT-OFF GATE VALVE
	U.G.	UNDERGROUND
	W.C.	WATER CLOSET
S		STRAINER
▽	H.B.	HOSE BIBB
⋈	G.V.	GATE VALVE

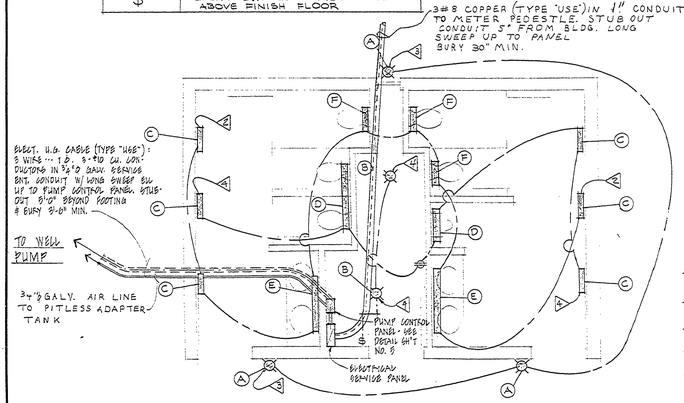

ELECTRICAL PLAN

ELECT. PANEL SCHEDULE		
CIRCUIT NO.	VOLTS	REMARKS
▷	230	WATER WELL PUMP FEEDER
2	115	LIGHTING
3	115	EXTERIOR LIGHTING
4	115	TOILET RM. LTG. & CONV. OUT

LIGHTING FIXTURE SCHEDULE						
MARK	NO. REQ	MFG'R	CAT'G NO	WATTAGE	REMARKS	LOCATION
A	3	MOLDCAST		1-150W PARSB (INCAND)	MTD. @ 8'-0" ABOVE GRADE TO ℄	REAR OF BLDG
B	2	STD. PORC. FIXTURE		1-100W (INCAND)	WITHOUT PULL CHAIN	PIPE ALLEY
C	6	SOLUX	F 101A-115	1-15W T.S. (FLUOR)	SEE DETAIL SHT	MEN'S & WOMEN'S TOILET
D	1	SOLUX	F 61-3-121	1-20W T.S (FLUOR)		" " "
E	4	SOLUX	F61-3-141	1-40W R.S. (FLUOR)		" " "
F	3	KENALL	3663	1-100W (INCAND)	℄ OF FIXTURE 6'-0" ABOVE FIN. FLR	TOILETS

NOTES:

1. SLOPE ALL WATER LINES TO HOSE BIBBS & CAPPED STANDPIPES
2. NO FITTINGS OR JOINTS ALLOWED BELOW SLABS.
3. UNDERGROUND SHALL SLOPE TOWARD CAPPED STANDPIPES.
4. ALL COLD WATER SUPPLY LINES ABOVE FINISH FLOOR SHALL BE WRAPPED.

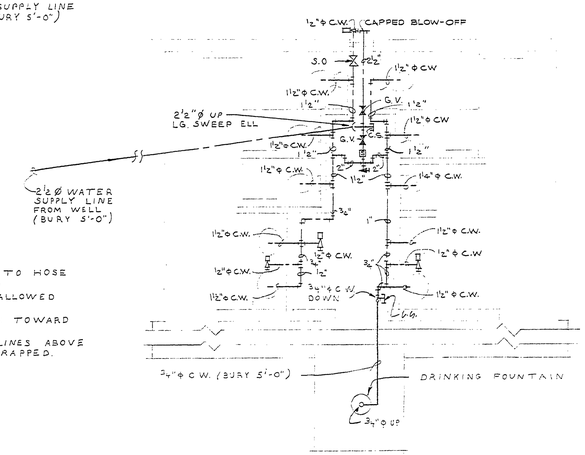

WATER SUPPLY PLAN

SURVEYED BY		DRAWN BY SP		NO.	DATE	BY	REVISIONS	NO.	DATE	BY	REVISIONS	MICHIGAN DEPARTMENT OF NATURAL RESOURCES	PLUMBING, ELECTRICAL PLANS & SCHEDULES	BALD MOUNTAIN REC. AREA (AREA OR PARK)	PROJECT NO. 24-1661
DESIGNED BY		CHECKED BY		1.				3.					SHEET TITLE	DAY USE TOILET (PROJECT)	SHEET 4 OF 6 — PLAN NO. A-102
	DATE		DATE	2.				4.							