R-1635 COMMERCIAL BLUEPRINT SERVICE 800 11-74 S9602

WELL PUMP NOTES

1. PUMP INTAKE SHOULD BE SET 1 FT ABOVE WELL SCREEN, ABOUT 135 FT BELOW GROUND SURFACE OR AS DETERMINED BY THE ENGR.
2. PRESSURE SETTING
   HIGH 40 PSI (CUT OUT)
   LOW 20 PSI (CUT IN)
3. PUMP
   SUBMERSIBLE 15 GPM @ 235' TOTAL HEAD
4. POWER
   SINGLE PHASE 230 VOLTS

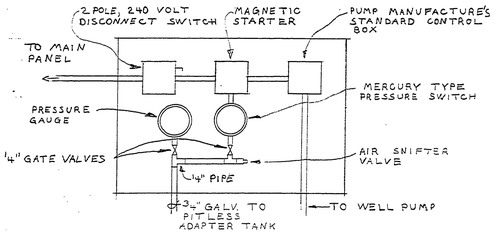

PUMP CONTROL DETAIL

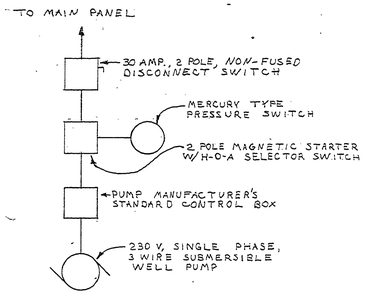

WATER SYSTEM ELECTRICAL
ONE LINE DIAGRAM

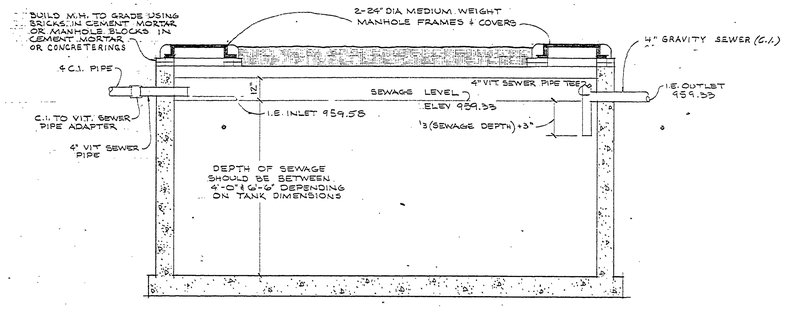

LONGITUDINAL SECTION
2500 GAL PRECAST SEPTIC TANK
NO SCALE

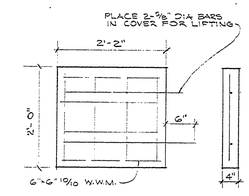

DIST BOX COVER

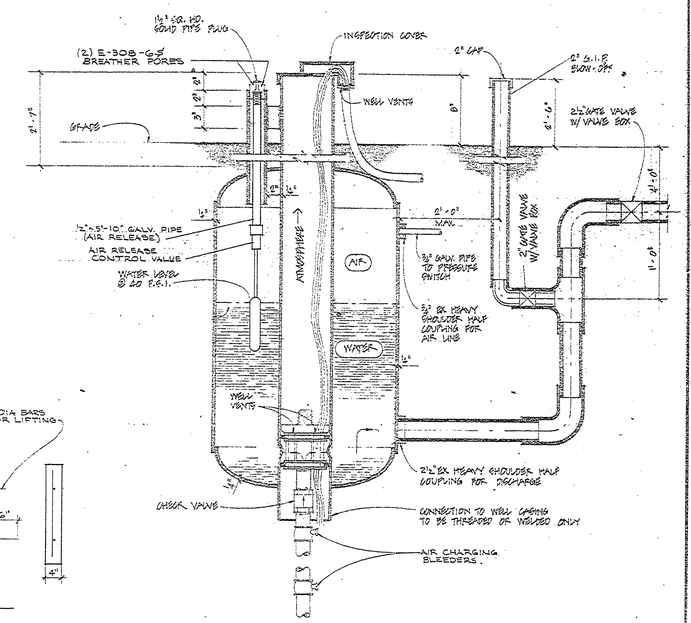

260 GALLON PITLESS ADAPTER TANK
NOT TO SCALE

NOTE
DIMENSIONS SHOWN SHOULD NOT BE USED FOR CONSTRUCTION. USE SHOP DRAWINGS.

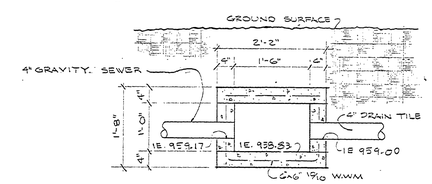

DISTRIBUTION BOX
(X" SECTION)

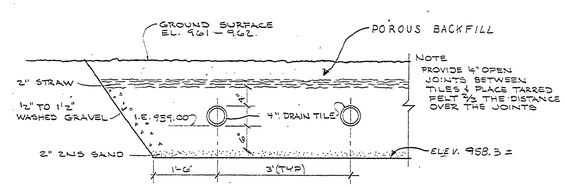

TYP TILE FIELD SECTION

SURVEYED BY		DRAWN BY		NO.	DATE	BY	REVISIONS	NO.	DATE	BY	REVISIONS
DESIGNED BY		CHECKED BY		1.				3.			
	DATE		DATE	2.				4.			

MICHIGAN
DEPARTMENT OF NATURAL RESOURCES

WATER & SEWAGE SYSTEM DETAILS
SHEET TITLE

BALD MTN. REC. AREA
AREA OR PARK

DAY-USE TOILET
PROJECT

PROJECT NO. 26-1661

SHEET 5 OF 6

PLAN NO. A-102