R-1638 COMMERCIAL BLUEPRINT SERVICE 800 1-74 37489+

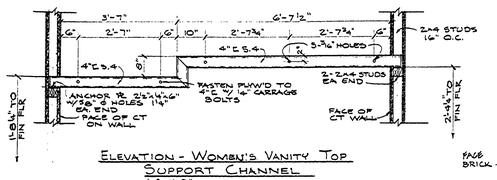

ELEVATION - WOMEN'S VANITY TOP SUPPORT CHANNEL
12" = 1'-0"

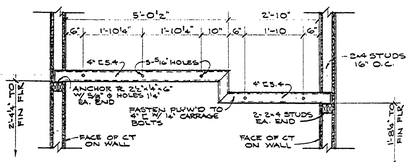

ELEVATION - MENS VANITY TOP SUPPORT CHANNEL
12" = 1'-0"

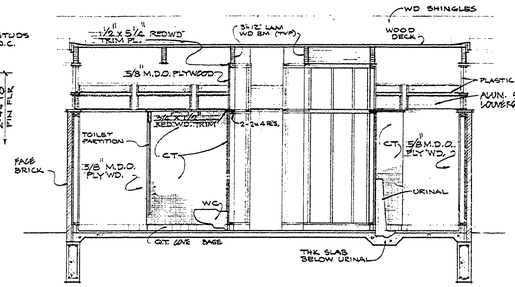

SECTION DETAIL 16/3|5
1½" = 1'-0"

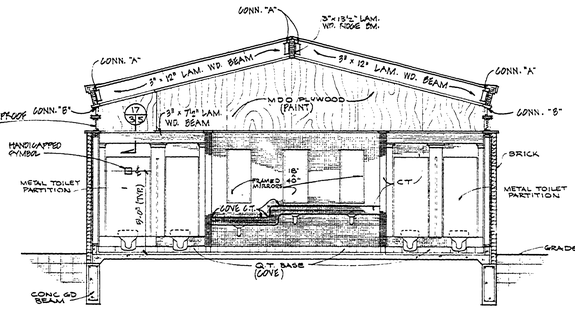

SECTION THRU WOMEN'S TOILET
1½" = 1'-0"

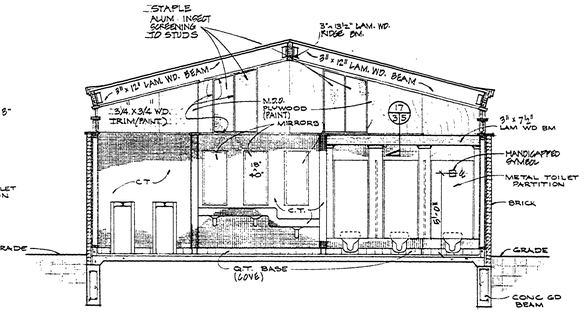

SECTION THRU MEN'S TOILET
1½" = 1'-0"

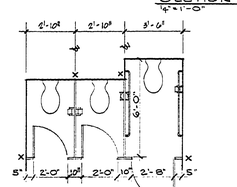

PARTIAL PLAN MEN'S TOILET
¼" = 1'-0"

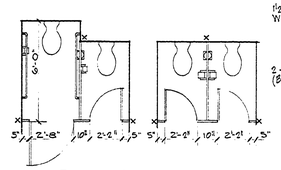

PARTIAL PLANS WOMEN'S TOILET
¼" = 1'-0"

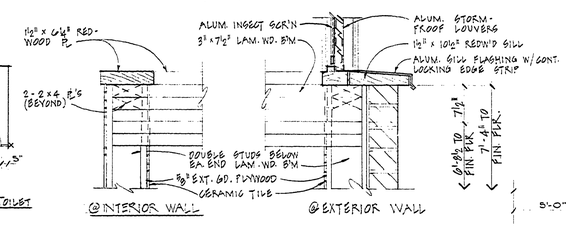

LAM. BEAM CONN. DETAIL
SCALE 1½" = ONE FOOT

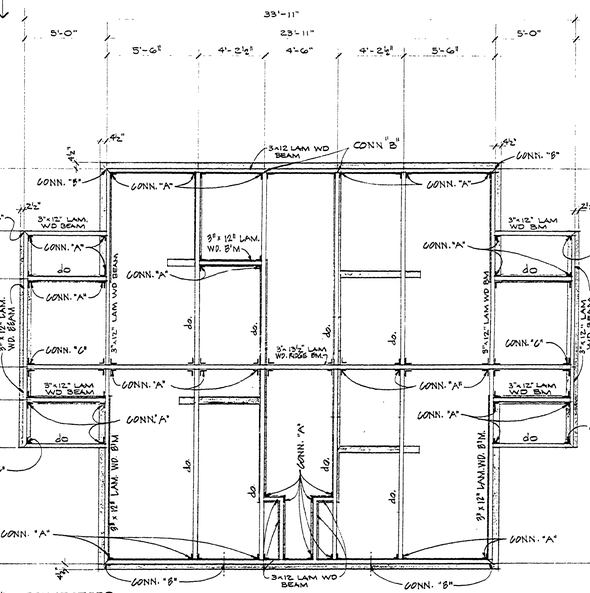

ROOF FRAMING PLAN
¼" = 1'-0"

NOTE: SHADED AREAS INDICATE WALLS BELOW

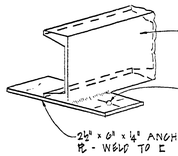

ISOMETRIC - CHANNEL TO ANCHOR PL @ VANITY
NOT TO SCALE

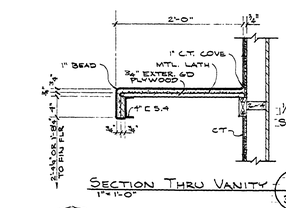

SECTION THRU VANITY 15/3|5
1" = 1'-0"

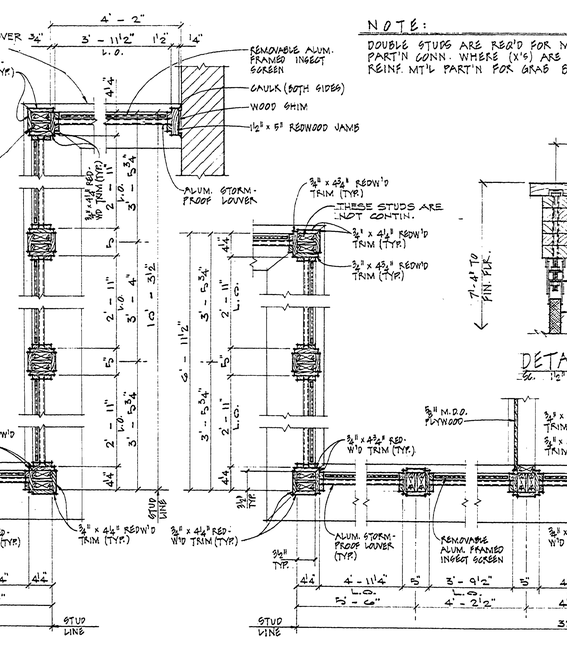

SECT. 18/4|5
1" = 1'-0"

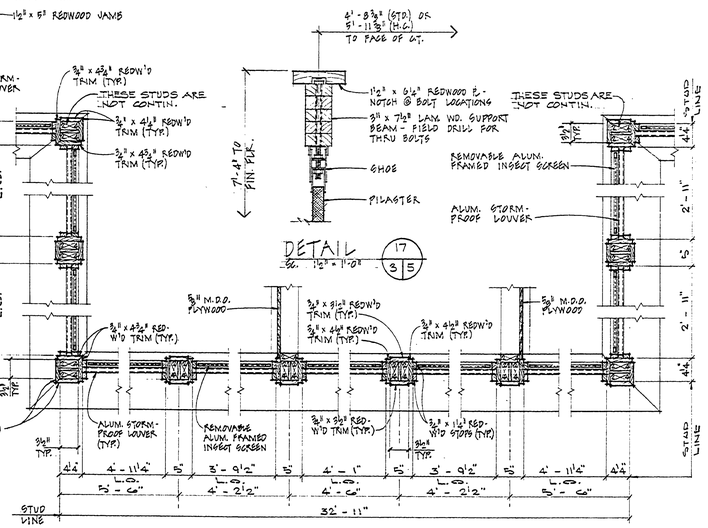

DETAIL 17/3|5
1½" = 1'-0"

SECT. 19/4|5
1" = 1'-0"

NOTE:
ALL MULLION STUDS SHOWN ON THESE DETAILS SHALL BE CONTIN. FROM TOP OF CONC. CURB SILL PL TO BOTTOM OF 1½" x 6¼" FASCIA BEAM PL (TYPICAL). EXCEPT OTHERWISE NOTED.

NOTE: ST'L. CONNECTORS

- CONN. "A" DENOTES ST'L CONNECTOR LAM. WD. BEAM TO LAM. WD. BEAM
- CONN. "B" DENOTES CONCEALED ST'L. CONNECTOR - LAM. WD. BEAM TO WINDOW MULL.
- CONN. "C" DENOTES ST'L. CONNECTOR - LAM. WD. BEAM TO LAM. WD. BEAM TO MASONRY

ST'L. CONNECTORS SHALL BE FURNISHED BY LAM. BEAM MFG'R.
USE LAG BOLTS FOR ALL FASCIA BEAM CONNECTIONS.
BEAM FABRICATOR SHALL FURNISH ALL ANCHOR BOLTS, BOLTS, NUTS, WASHERS & LAG BOLTS.
ALL EXPOSED BOLTS SHALL BE CADMIUM PLATED.

SURVEYED BY		DRAWN BY SP	10/75	NO.	DATE	BY	REVISIONS	NO.	DATE	BY	REVISIONS	MICHIGAN DEPARTMENT OF NATURAL RESOURCES	ROOF FRAMING PLAN, SECTIONS & DETAILS SHEET TITLE	BAY CITY STATE PARK AREA OR PARK	PROJECT NO. 24-15A2
DESIGNED BY		CHECKED BY		1.				3.						DAY-USE TOILET BLDG. Nº 1 PROJECT	SHEET 5 OF 54 PLAN NO. A-111
	DATE		DATE	2.				4.							