

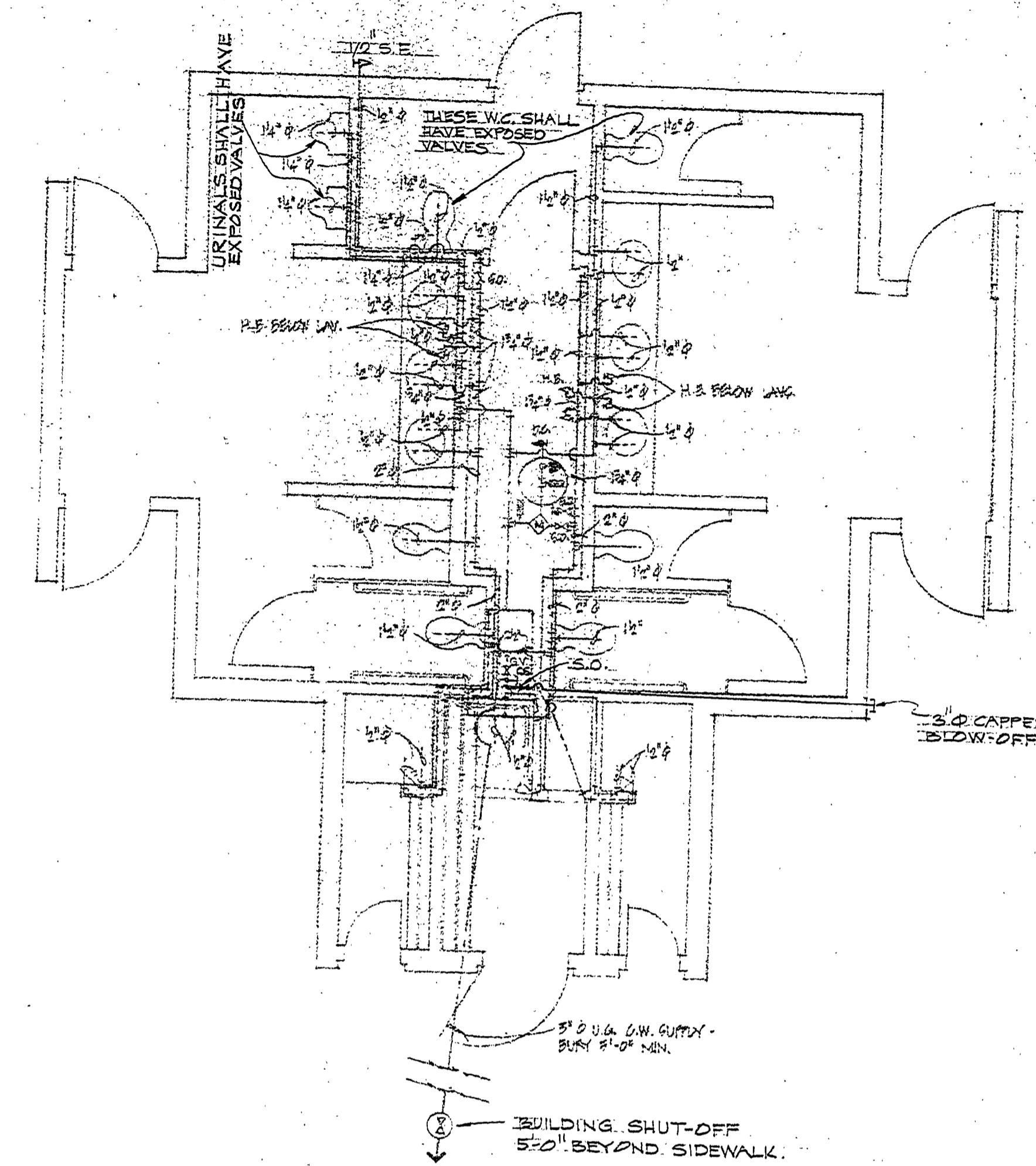
ELECTRICAL PLAN

PLUMBING LEGEND

SYMBOLS	ABBREVS	DESCRIPTION
T	C.S.	CAPPED STANDPIPE
---	C.W.	COLD WATER LINE
---	T.W.	TEMPERED WATER LINE
+	S.E. OR H.B.	SEI-FI FAUCET OR FLOOR DRAIN
+	D.C.	DRAIN COCK
X	S.O.	SHUT-OFF
+	G.V.	GATE VALVE
+	R.V.	RELIEF VALVE
+	M.V.	MIXING VALVE
+	T.M.	THERMOMETER
+	L.V.	LAVATORY
+	W.C.	WATER CLOSET

LIGHTING FIXTURE SCHEDULE

MARK	NO. REQ.	MPG'R	CAT'G NO.	WATTAGE	REMARKS	LOCATION
A	8	MULTIPHASE	SW-32MG	1-175W (INCAND)	INT. ON MOUNTING @ 8'-0" ABOVE GD. TO G.	EXTERIOR OF BLDG.
B	2	SOBX	FOI-K-151	1-50W T.S. (FLUOR)	ABOVE URINALS @ 5'-0" ABOVE FIN. PAR. TO G.	MEN'S TOILET
C	4	SOBX	FOI-K-151	1-50W T.S. (FLUOR)	ABOVE FRAMED MIRRORS	MEN'S & WOMEN'S TOILET
D	9	KENALL	8809	1-100W (INCAND)	WALL MTD. @ 7'-0" ABOVE FIN. PAR. TO G.	UTILITY RM., M. & W. TOILETS, SHOWERS
E	2	STD PORCELAIN	-	1-100W (INCAND)	-	PIPE ALLEY
F	2	MULTIPHASE	SW-32MG	1-175W (INCAND)	INT. W/ B.S. ANCHORS INTO VERTICAL MOUNTING @ 8'-0" TO G.	MEN'S & WOMEN'S TOILET

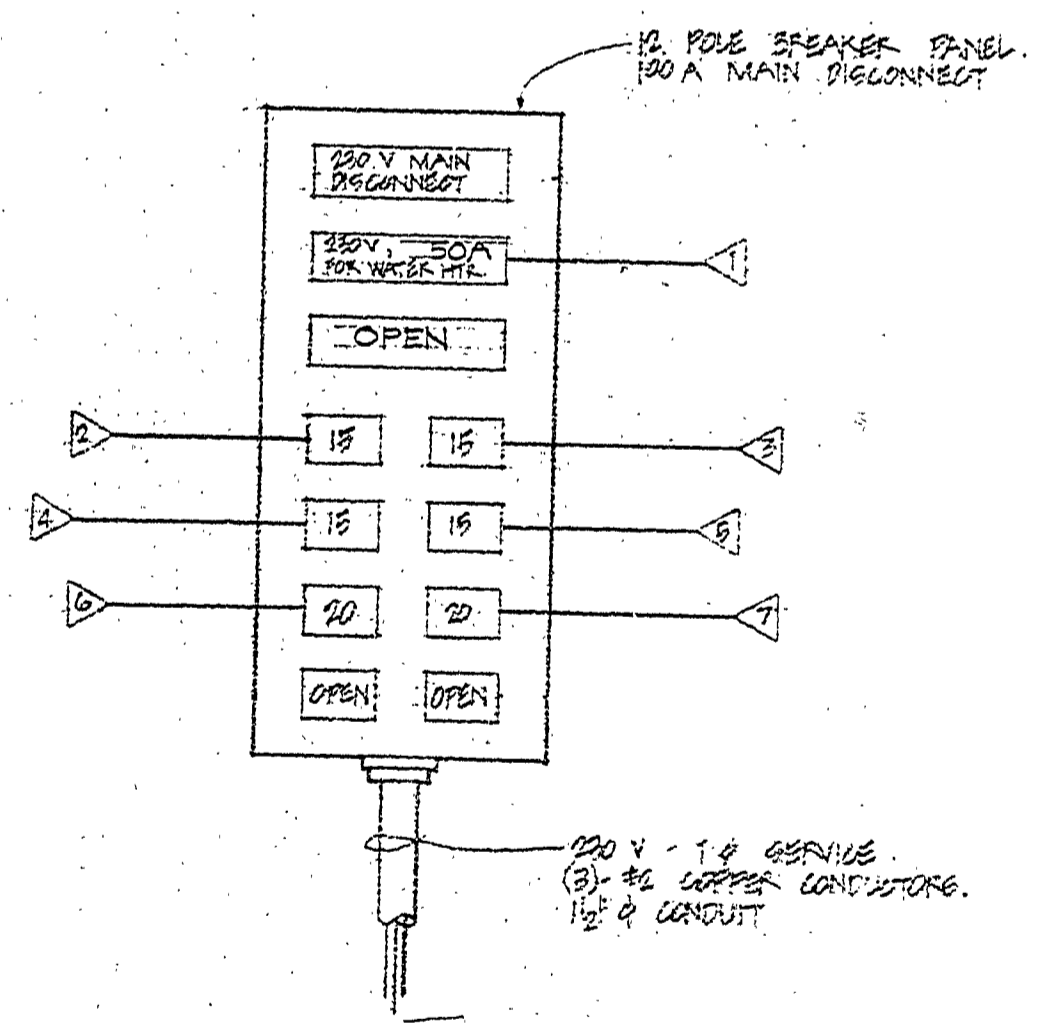


WATER SUPPLY

- NOTES:
1. SLOPE ALL WATER LINES TO HOSE BIBBS & CAPPED STANDPIPES.
 2. NO FITTINGS OR JOINTS ALLOWED BELOW SLABS.
 3. UNDERGROUND LINE SHALL SLOPE TOWARD CAPPED STANDPIPE.

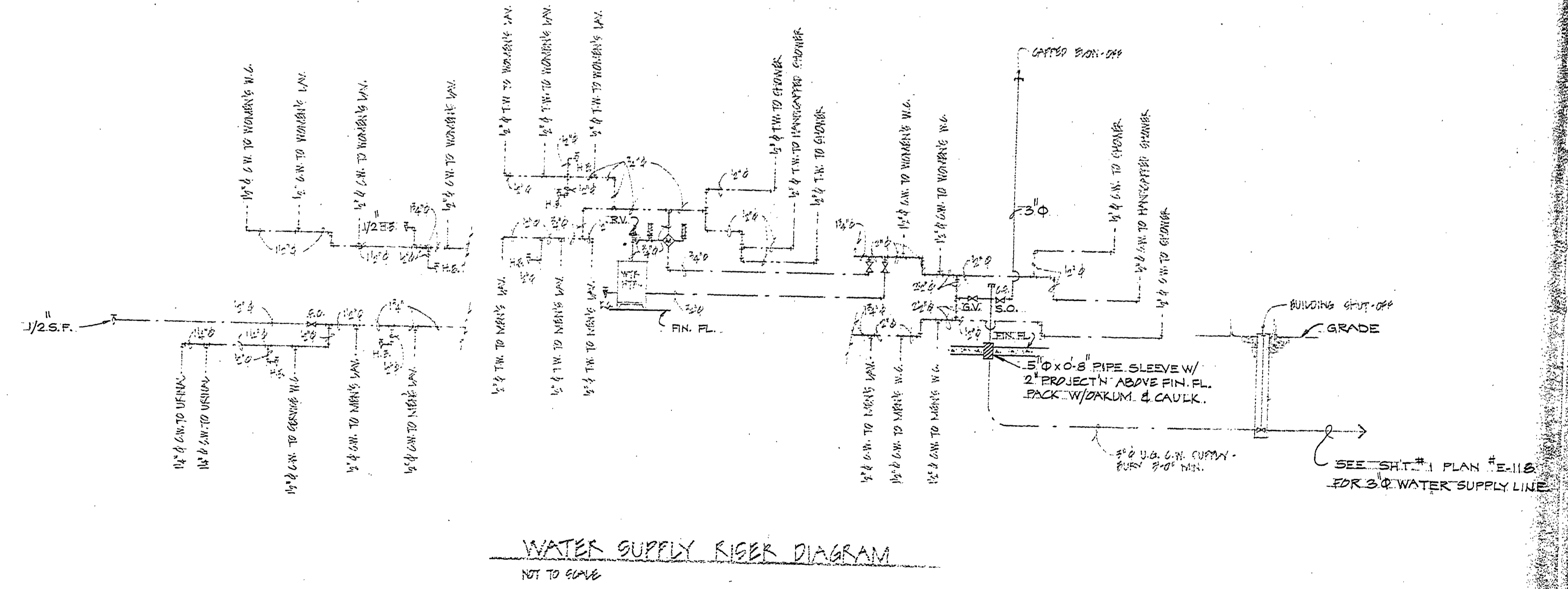
ELECTRICAL LEGEND

SYMBOLS	DESCRIPTION
○	CONV. OUTLET
○	CONV. OUTLET - SPLIT WIRED
○	INCANDESCENT LIGHT FIXTURES
○	FLUORESCENT LIGHT FIXTURES
○	ELECTRIC PANEL CIRCUIT NO.
○	LIGHT FIXTURE IDENT. NO.
○	12 POLE BREAKER PANEL 100 AMP MAIN



ELECT. PANEL SCHEDULE

CIRCUIT NO.	VOLTS	REMARKS
200	115	WATER HEATER
115	115	EXTERIOR LIGHTING
115	115	LIGHTING - M. & W. TOILET, F.M.S. & SHOWERS
115	115	MEN'S & WOMEN'S TOILET RM., PIPE ALLEY, & UTILITY RM.
115	115	LIGHTING - M. & W. TOILET RM. & SHOWERS
115	115	CONV. OUTLET - TOP ESCORT.
115	115	CONV. OUTLET - BOT. ESCORT.



WATER SUPPLY RISER DIAGRAM
NOT TO SCALE

DESIGNED BY: _____	DRAWN BY: DDP	NO. DATE BY	REVISIONS	NO. DATE BY	REVISIONS	MICHIGAN DEPARTMENT OF NATURAL RESOURCES	ELECTRICAL & WATER SUPPLY	BAY CITY STATE PARK AREA OR PARK	PROJECT NO. 24-1582
CHECKED BY: M. LECLAIRE	DATE: _____	1. _____	2. _____	3. _____	4. _____			CAMPGROUND	SHEET 13 OF 24
								PROJECT - GUEST & SHOWER BUILDING #2	PLAN NO. A-111