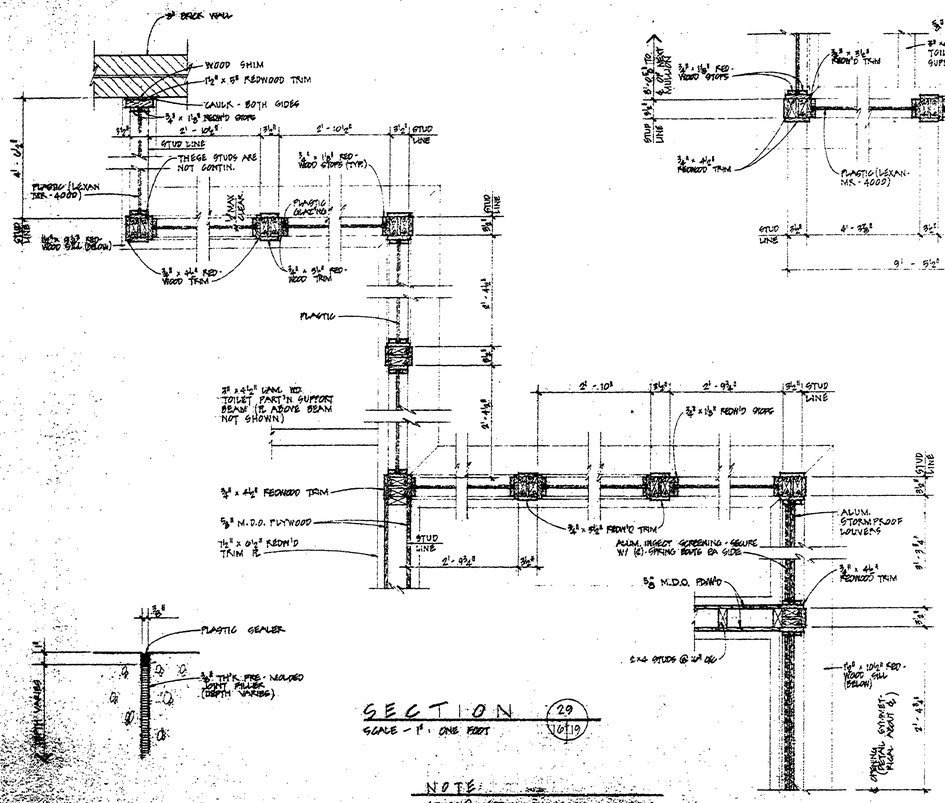

SECTION 29
SCALE - 1" : ONE FOOT

EXPANSION JOINT DETAIL (TYPICAL)
SCALE - 3" : ONE FOOT

NOTE:
STUDS @ VERTICAL SHEATHING LOCATIONS SHALL BE CONTIN. FROM TOP OF CONC. WALL TO SILL & TERMINATE AT 2" x 6½" FASCIA BEAM, U.N.O. (TYPICAL, UNLESS OTHERWISE NOTED).

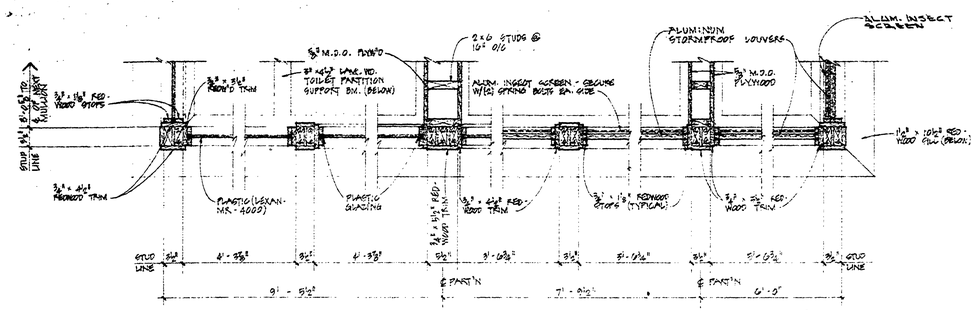

SECTION 30
SCALE - 1" : ONE FOOT

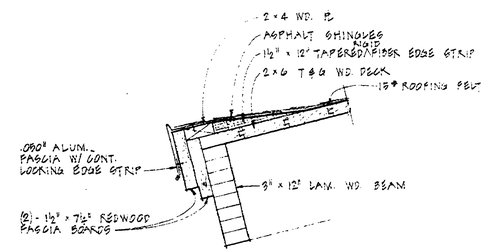

EAVE DETAIL 32
SCALE 1½" : ONE FOOT

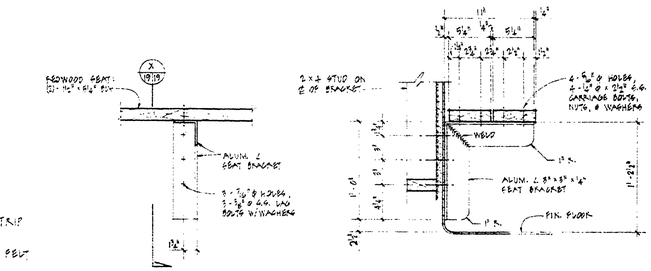

DETAIL W 17/19

DETAIL X 19/19

HANDICAP SHOWER SEAT SUPPORT BRACKET
SCALE 1½" : ONE FOOT

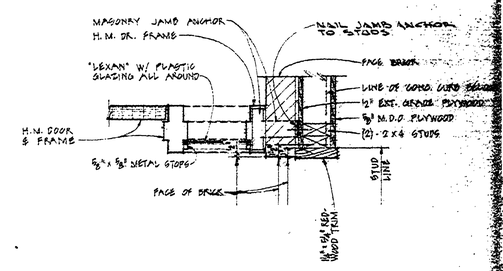

DETAIL 34
SCALE 1½" : ONE FOOT

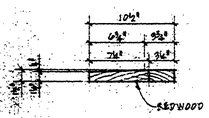

(2-PIECE) TYP. LOUVER SILL DETAIL
SCALE 1½" : ONE FOOT

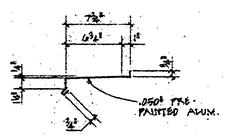

SILL FLASHING
SCALE 1½" : ONE FOOT

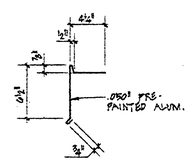

GRAVEL STOP
SCALE 1½" : ONE FOOT

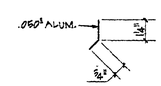

CONT. LOCKING EDGE STRIP
SCALE 3" : ONE FOOT

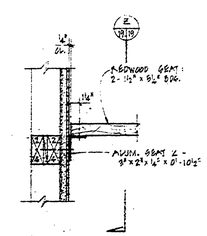

DETAIL Y 17/19

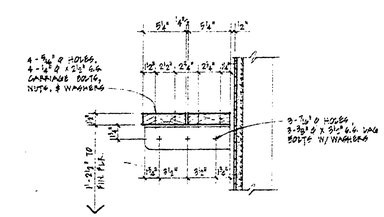

DETAIL Z 19/19

SHOWER SEAT DETAILS
SCALE 1½" : ONE FOOT

DRAWN BY		DRAWN BY	1/77	NO.	DATE	BY	REVISIONS	NO.	DATE	BY	REVISIONS	MICHIGAN DEPARTMENT OF NATURAL RESOURCES	SECTIONS & DETAILS (SHEET TITLE)
SUPERVISED BY		CHECKED BY		2.				3.					
	DATE		DATE	4.				4.					

AREA OR PARK: BAY CITY STATE PARK
PROJECT: TOILET & SHOWER BLDG. #3
PROJECT NO. 24-1982
SHEET 19 OF 34
PLAN NO. A-1[illegible]