R-1026 COMMERCIAL BLUEPRINT SERVICE 800 11-74 59602

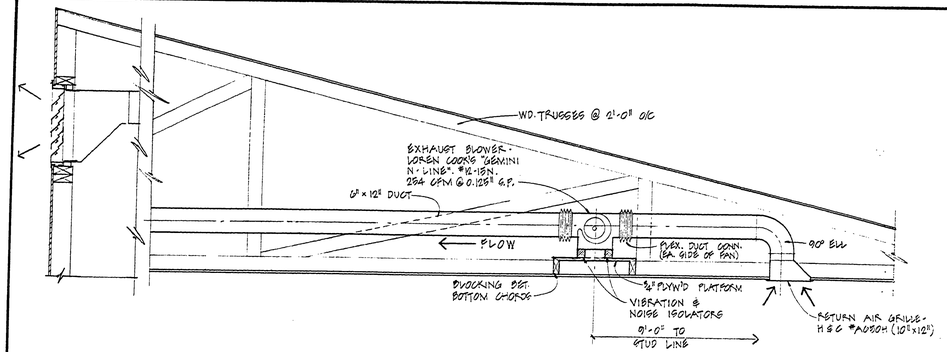

SECTION 51 (28/28)
SCALE 3/4" = ONE FOOT

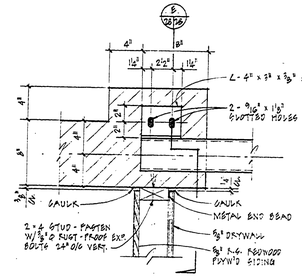

DETAIL 53 (28/28)
SCALE 1 1/2" = ONE FOOT

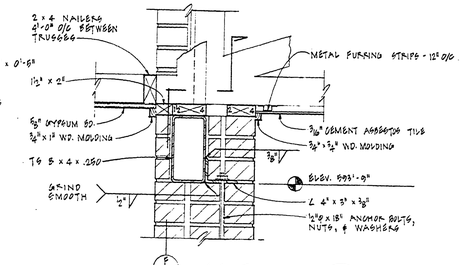

SECTION 8 (28/28)
SCALE 1 1/2" = ONE FOOT

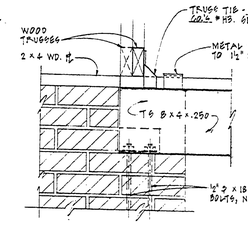

SECTION 9 (28/28)
SCALE 1 1/2" = ONE FOOT

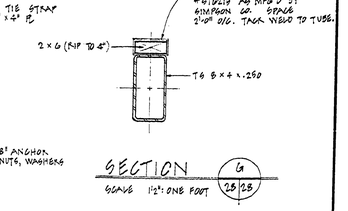

SECTION 6 (28/28)
SCALE 1 1/2" = ONE FOOT

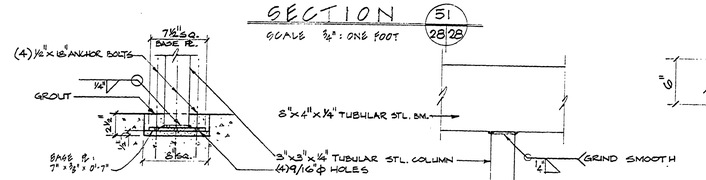

COL. BASE PLATE 52 (28/28)
SCALE 1 1/2" = 1'-0"

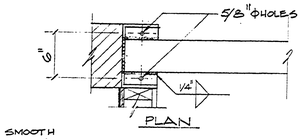

BEAM POCKET DETAIL 53 (28/28)
SCALE 1 1/2" = 1'-0"

BEAM AND COL. CONNECTION
SCALE 1 1/2" = 1'-0"

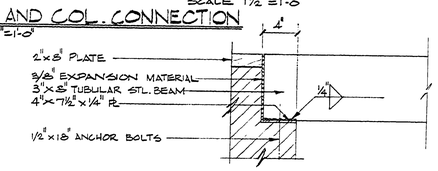

SECTION

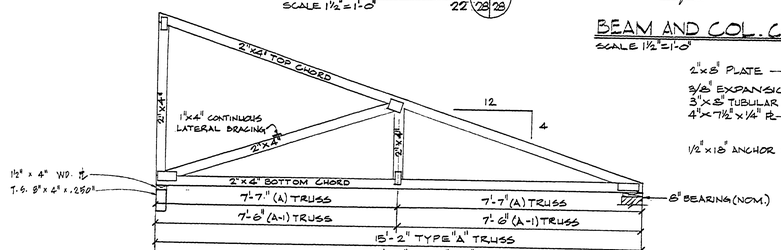

TRUSS ELEVATION TYPES "A" & "A-1"
SCALE: 1/2" = 1'-0"

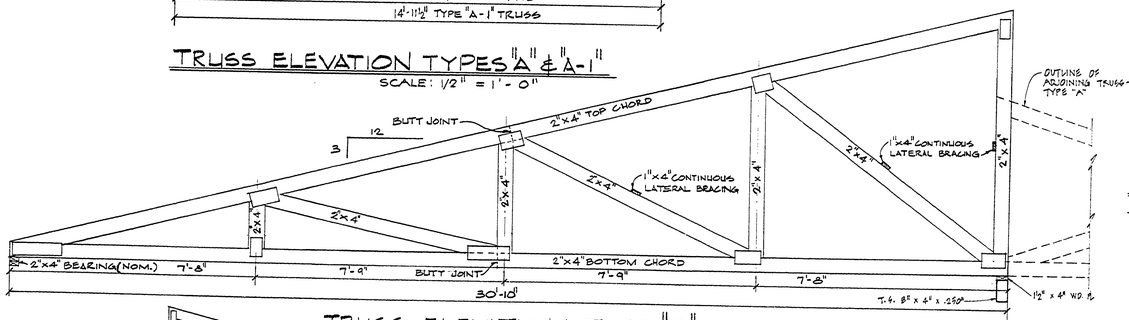

TRUSS ELEVATION TYPE "B"

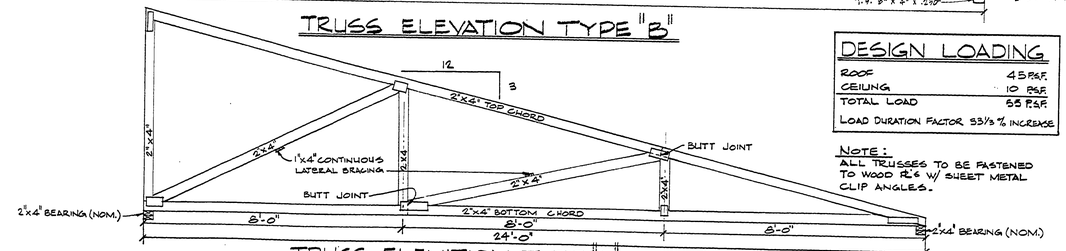

TRUSS ELEVATION TYPE "C"

DESIGN LOADING	
ROOF	45 PSF
CEILING	10 PSF
TOTAL LOAD	55 PSF
LOAD DURATION FACTOR 33 1/3 % INCREASE	

NOTE:
ALL TRUSSES TO BE FASTENED TO WOOD PL'S W/ SHEET METAL CLIP ANGLES.

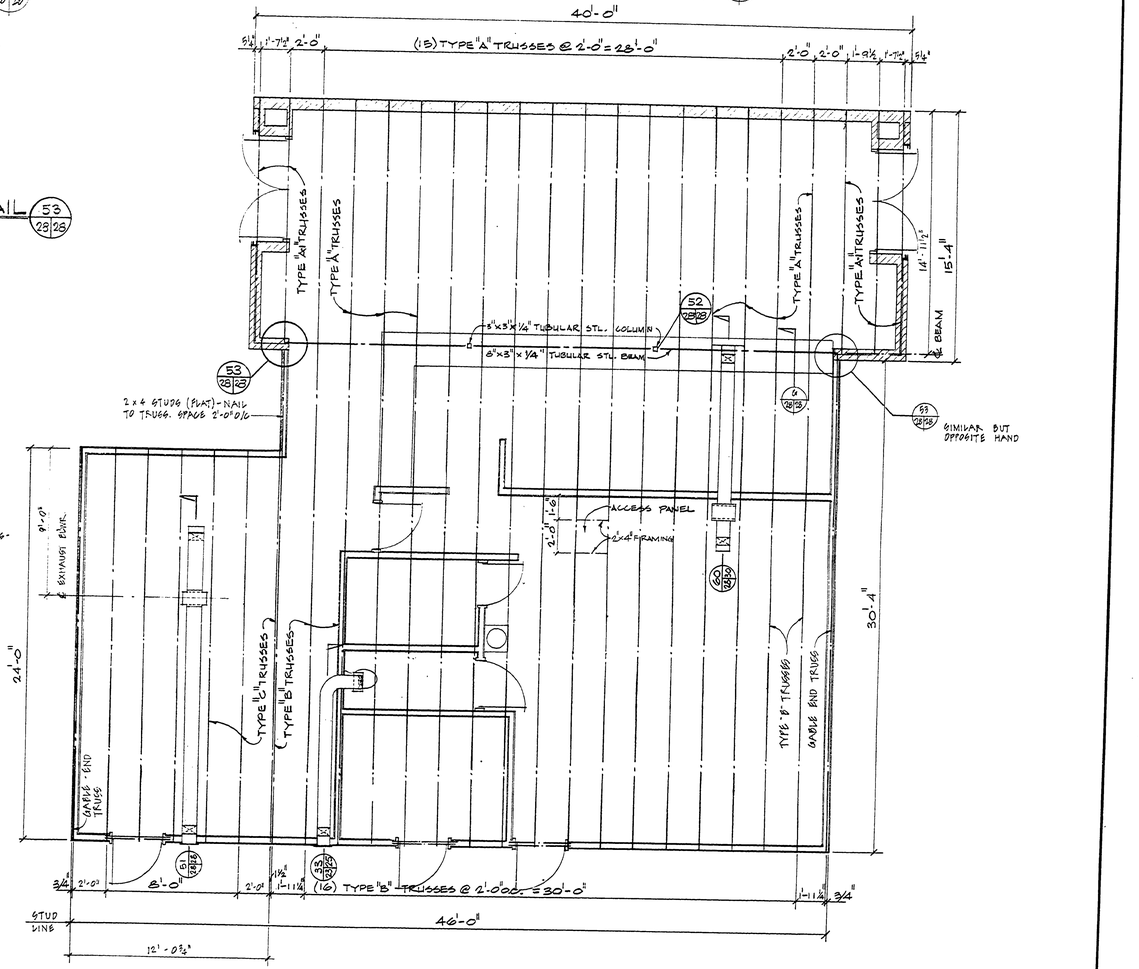

FRAMING PLAN
SCALE 1/4" = 1'-0"

SURVEYED BY		DRAWN BY J. H.	
DESIGNED BY		CHECKED BY	
	DATE		DATE

NO.	DATE	BY	REVISIONS	NO.	DATE	BY	REVISIONS
1.				3.			
2.				4.			

MICHIGAN
DEPARTMENT OF NATURAL RESOURCES

FRAMING PLAN, TRUSS ELEVATIONS, & DETAILS
SHEET TITLE

AREA OR PARK: BAY CITY
BEACH HOUSE
PROJECT

PROJECT NO. 24-1552
SHEET 28 OF 34
PLAN NO. A-111