R-1636 COMMERCIAL BLUEPRINT SERVICE 800 11-74 996652

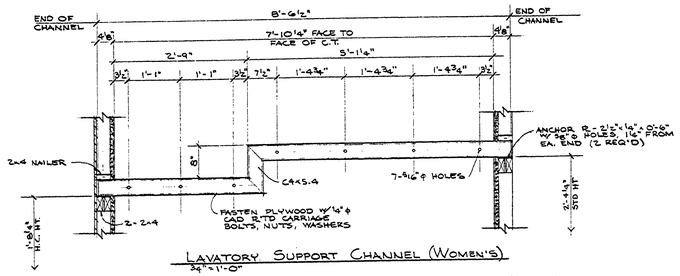

LAVATORY SUPPORT CHANNEL (WOMEN'S)
3/4" = 1'-0"

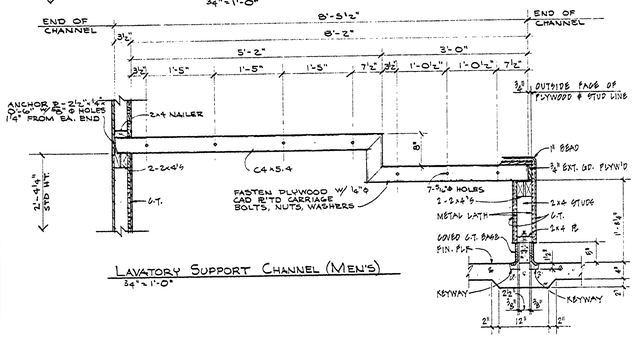

LAVATORY SUPPORT CHANNEL (MEN'S)
3/4" = 1'-0"

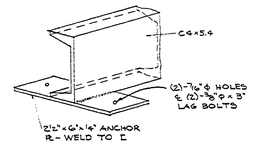

ISOMETRIC - C TO ANCHOR PL @ VANITY
NOT TO SCALE

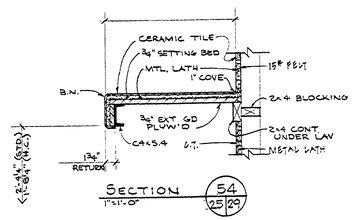

SECTION 54/25/29
1"=1'-0"

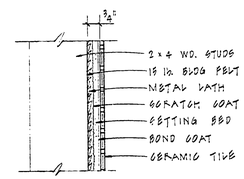

SECTION - CERAMIC TILE ON STUD PARTITION (TYPICAL)
SCALE 3" = ONE FOOT

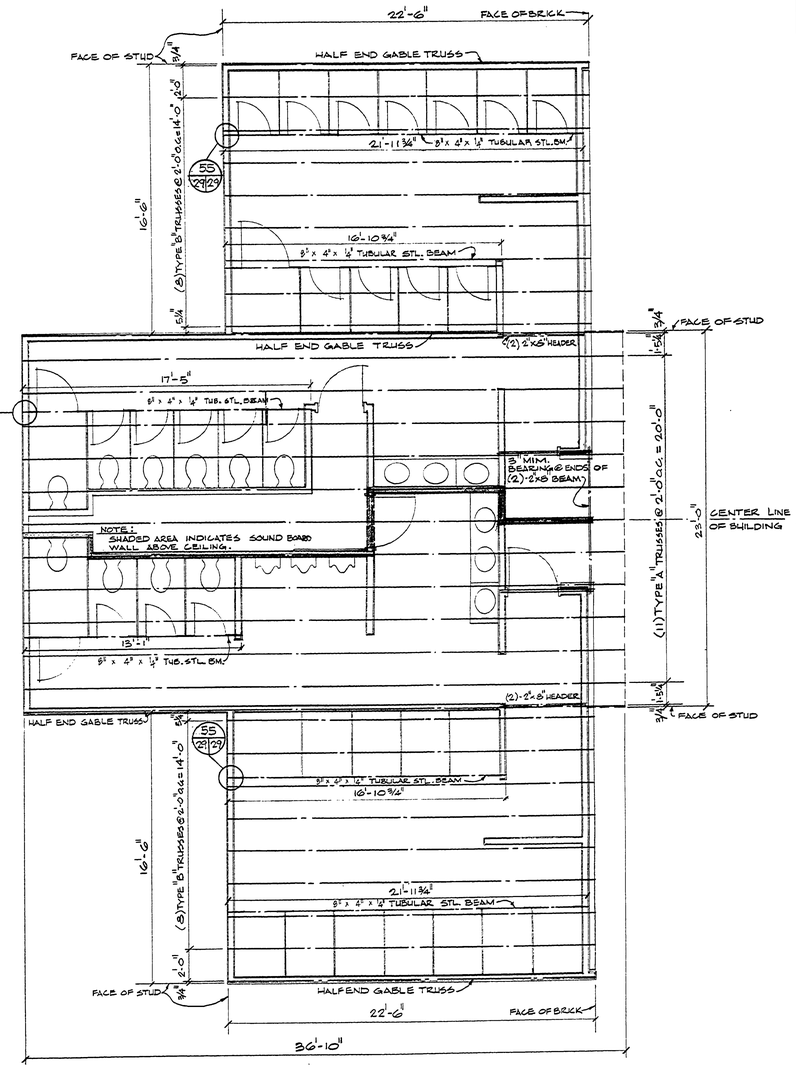

FRAMING PLAN
SCALE 1/4" = 1'-0"

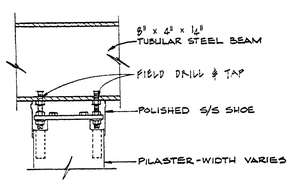

DETAIL - TYPICAL CLG. HUNG PARTITION
NO SCALE

DESIGN LOADING	
ROOF	45 P.S.F.
CEILING	10 P.S.F.
TOTAL	55 P.S.F.
LOAD DURATION FACTOR 33⅓% INCREASE	

NOTE: ALL TRUSSES TO BE FASTENED TO WOOD PL'S W/ 18 GA. SHEET METAL TRUSS TIES.

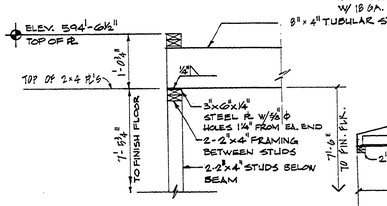

TYPICAL DETAIL @ BEAM END 55/25/29
SCALE 3/4" = 1'-0"

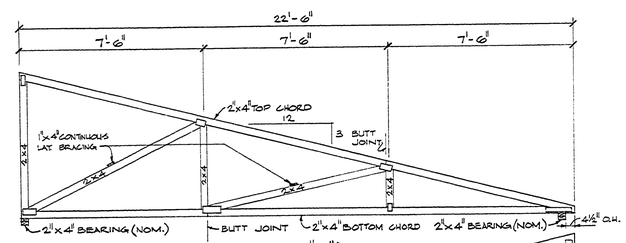

HALF TRUSS ELEV. (TYPE "B")

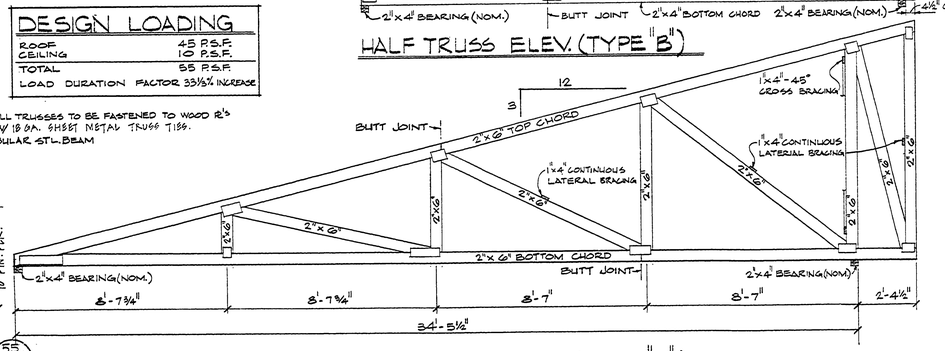

HALF TRUSS ELEVATION (TYPE "A")

SURVEYED BY		DRAWN BY J. H.		NO.	DATE	BY	REVISIONS	NO.	DATE	BY	REVISIONS
DESIGNED BY		CHECKED BY		1.				3.			
	DATE		DATE	2.				4.			

MICHIGAN DEPARTMENT OF NATURAL RESOURCES

FRAMING PLAN & TRUSS ELEVATION — SHEET TITLE

AREA OR PARK: BAY CITY
PROJECT: BEACH HOUSE

PROJECT NO. 24-1582
SHEET 29 OF 34
PLAN NO. A-111